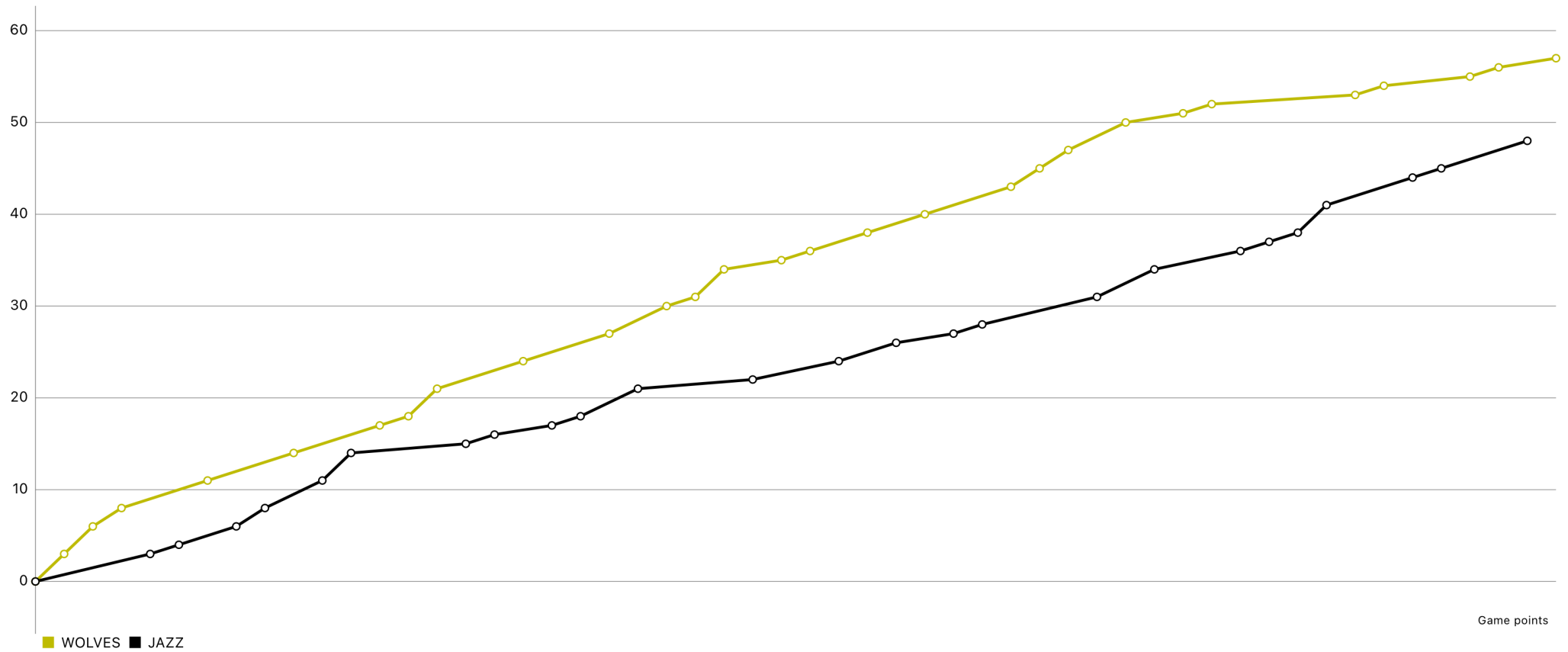


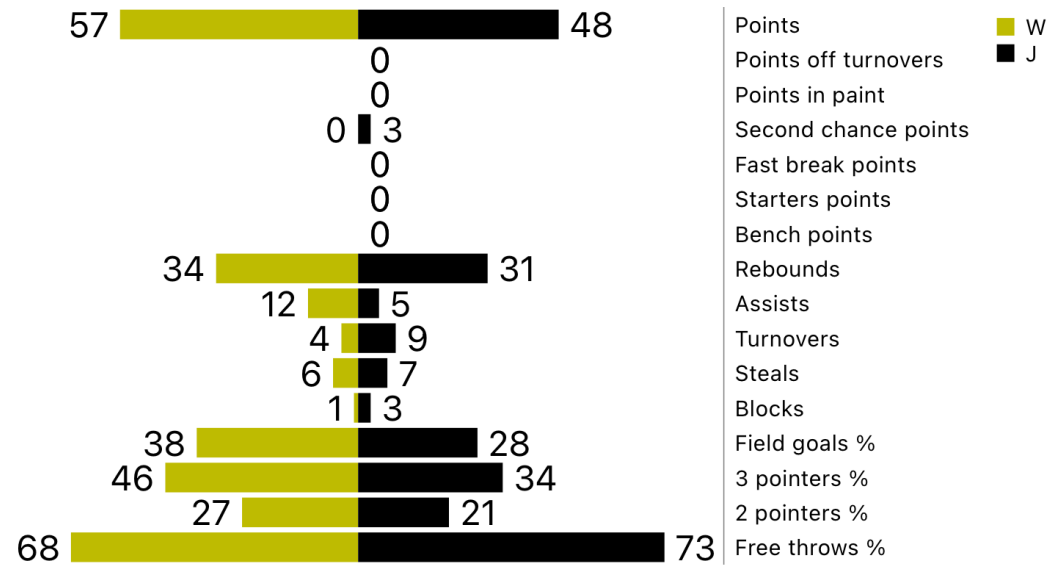
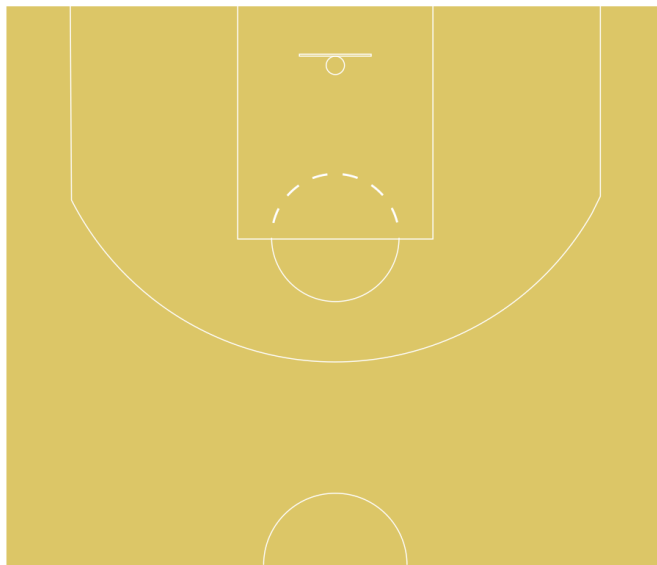
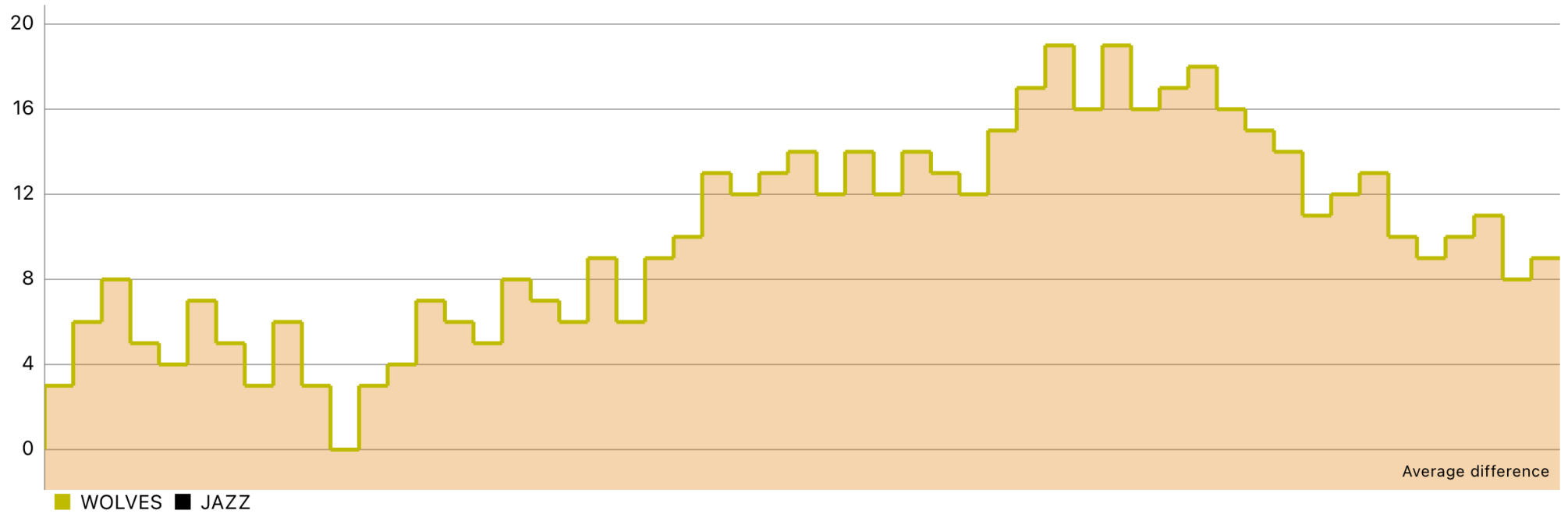
# WOLVES (57) vs (48) JAZZ

Game report (Dec 15, 2024)



Basketball  
Stats Assistant





Points	Q1	Q2	Total
WOLVES	27	30	57
JAZZ	18	30	48

Possessions	Q1	Q2	Total
WOLVES	26	32	58
JAZZ	27	33	60

WOLVES	Team leaders	JAZZ
Justin Kipp ( 26 )	Points	DeSean Cromwell ( 23 )
Connor Buckley ( 4 )	Assists	DeSean Cromwell ( 2 )
Justin Kipp ( 10 )	Rebounds	DeSean Cromwell ( 13 )
Justin Kipp ( 33 )	Efficiency	DeSean Cromwell ( 25 )

Largest lead	Worst lead
19 (47-28)	-0 (0-0)

## WOLVES


Nº	Player	MIN	PTS	FGM	FGA	FG%	3PM	3PA	3P%	2PM	2PA	2P%	FTM	FTA	FT%	OREB	DREB	REB	AST	TOV	STL	BLK	SR	PF	PFD	PIR	EFF	+/-
1	Kade Osborne	40:00	3	1	5	20.0%	1	4	25.0%	0	1	0.0%	0	0	0.0%	0	7	7	3	1	1	0	0	2	0	7	9	10
8	Justin Kipp	20:00	26	6	12	50.0%	5	8	62.5%	1	4	25.0%	9	10	90.0%	2	8	10	2	1	3	0	0	5	0	28	33	7
15	Matt Donovan	20:00	11	4	9	44.4%	2	4	50.0%	2	5	40.0%	1	3	33.3%	1	3	4	0	0	0	0	0	5	0	3	8	15
29	James Kouletsis	00:00	3	1	1	100.0%	1	1	100.0%	0	0	0.0%	0	0	0.0%	0	1	1	2	0	0	1	0	0	0	7	7	7
33	Connor Buckley	40:00	8	3	8	37.5%	1	2	50.0%	2	6	33.3%	1	3	33.3%	1	2	3	4	1	1	0	0	0	0	8	8	7
74	Minor Retolaza	20:00	6	2	7	28.6%	2	7	28.6%	0	0	0.0%	0	0	0.0%	1	3	4	0	1	0	0	0	0	0	4	4	-5
97	Steven Pampreen	00:00	0	0	0	0.0%	0	0	0.0%	0	0	0.0%	0	0	0.0%	0	0	0	0	0	0	0	0	0	0	0	0	-
00	Ethan Johnson	40:00	0	0	2	0.0%	0	0	0.0%	0	2	0.0%	0	0	0.0%	3	2	5	1	0	1	0	0	2	0	3	5	4
	<b>Total</b>		<b>57</b>	<b>17</b>	<b>44</b>	<b>38.6%</b>	<b>12</b>	<b>26</b>	<b>46.2%</b>	<b>5</b>	<b>18</b>	<b>27.8%</b>	<b>11</b>	<b>16</b>	<b>68.8%</b>	<b>8</b>	<b>26</b>	<b>34</b>	<b>12</b>	<b>4</b>	<b>6</b>	<b>1</b>	<b>0</b>	<b>14</b>	<b>0</b>	<b>60</b>	<b>74</b>	<b>-</b>

## JAZZ

Nº	Player	MIN	PTS	FGM	FGA	FG%	3PM	3PA	3P%	2PM	2PA	2P%	FTM	FTA	FT%	OREB	DREB	REB	AST	TOV	STL	BLK	SR	PF	PFD	PIR	EFF	+/-
5	DeSean Cromwell	40:00	23	5	15	33.3%	3	6	50.0%	2	9	22.2%	10	13	76.9%	5	8	13	2	2	1	1	0	2	0	23	25	-6
11	Jay Hawkes	00:00	5	2	9	22.2%	1	5	20.0%	1	4	25.0%	0	0	0.0%	0	0	0	0	1	2	1	0	6	0	-6	0	-4
20	Josh Gormley	40:00	5	2	8	25.0%	1	4	25.0%	1	4	25.0%	0	0	0.0%	3	6	9	0	1	4	0	0	3	0	8	11	-11
31	Cordell Stuart	20:00	3	1	8	12.5%	0	3	0.0%	1	5	20.0%	1	2	50.0%	1	1	2	1	2	0	0	0	2	0	-6	-4	-11
32	Aaron Bailey	00:00	0	0	0	0.0%	0	0	0.0%	0	0	0.0%	0	0	0.0%	0	0	0	0	0	0	0	0	0	0	0	0	-3
42	Mendez Yopp	00:00	0	0	0	0.0%	0	0	0.0%	0	0	0.0%	0	0	0.0%	0	0	0	0	0	0	0	0	0	0	0	0	-3
48	Zac Robida	40:00	12	4	8	50.0%	4	8	50.0%	0	0	0.0%	0	0	0.0%	0	2	2	1	3	0	0	0	1	0	7	8	1
88	Aaron Casey	40:00	0	0	1	0.0%	0	0	0.0%	0	1	0.0%	0	0	0.0%	2	3	5	1	0	0	1	0	1	0	5	6	-8
	<b>Total</b>		<b>48</b>	<b>14</b>	<b>49</b>	<b>28.6%</b>	<b>9</b>	<b>26</b>	<b>34.6%</b>	<b>5</b>	<b>23</b>	<b>21.7%</b>	<b>11</b>	<b>15</b>	<b>73.3%</b>	<b>11</b>	<b>20</b>	<b>31</b>	<b>5</b>	<b>9</b>	<b>7</b>	<b>3</b>	<b>0</b>	<b>15</b>	<b>0</b>	<b>31</b>	<b>46</b>	<b>-</b>

## Kade Osborne

3 points | 0 fast break points | 0 points in paint | 0 second chance points



	FG	T3	T2	FT
Made	1	1	0	0
Attempted	5	4	1	0
%	20.0%	25.0%	0.0%	0.0%

Minutes 40:00

+/- 10

Efficiency 9

Def. rebounds 7

Off. rebounds 0

Rebounds 7

Assists 3

Turnovers 1

Steals 1

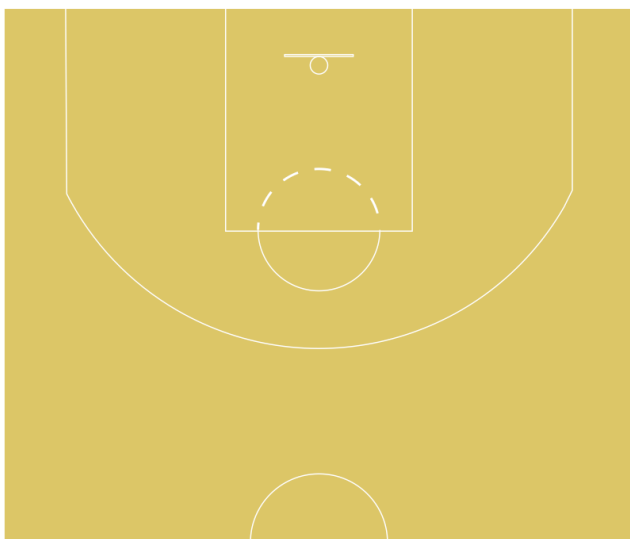
Blocks 0

Personal fouls 2

Fouls drawn 0

## Justin Kipp

26 points | 0 fast break points | 0 points in paint | 0 second chance points



	FG	T3	T2	FT
Made	6	5	1	9
Attempted	12	8	4	10
%	50.0%	62.5%	25.0%	90.0%

Minutes 20:00

+/- 7

Efficiency 33

Def. rebounds 8

Off. rebounds 2

Rebounds 10

Assists 2

Turnovers 1

Steals 3


Blocks 0

Personal fouls 5

Fouls drawn 0

## Matt Donovan

11 points | 0 fast break points | 0 points in paint | 0 second chance points



	FG	T3	T2	FT
Made	4	2	2	1
Attempted	9	4	5	3
%	44.4%	50.0%	40.0%	33.3%

Minutes 20:00

+/- 15

Efficiency 8

Def. rebounds 3

Off. rebounds 1

Rebounds 4

Assists 0

Turnovers 0

Steals 0

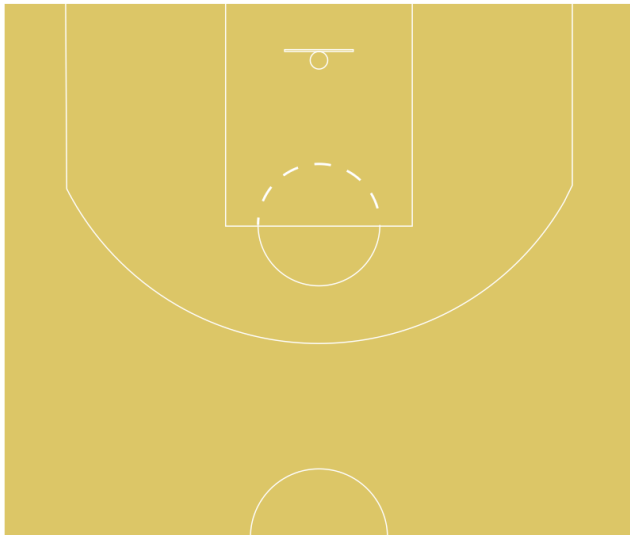
Blocks 0

Personal fouls 5

Fouls drawn 0

## James Kouletsis

3 points | 0 fast break points | 0 points in paint | 0 second chance points



	FG	T3	T2	FT
Made	1	1	0	0
Attempted	1	1	0	0
%	100.0%	100.0%	0.0%	0.0%

Minutes 00:00

+/- 7

Efficiency 7

Def. rebounds 1

Off. rebounds 0

Rebounds 1

Assists 2

Turnovers 0

Steals 0


Blocks 1

Personal fouls 0

Fouls drawn 0

## Connor Buckley

8 points | 0 fast break points | 0 points in paint | 0 second chance points



	FG	T3	T2	FT
Made	3	1	2	1
Attempted	8	2	6	3
%	37.5%	50.0%	33.3%	33.3%

Minutes 40:00

+/- 7

Efficiency 8

Def. rebounds 2

Off. rebounds 1

Rebounds 3

Assists 4

Turnovers 1

Steals 1


Blocks 0

Personal fouls 0

Fouls drawn 0

## Minor Retolaza

6 points | 0 fast break points | 0 points in paint | 0 second chance points



	FG	T3	T2	FT
Made	2	2	0	0
Attempted	7	7	0	0
%	28.6%	28.6%	0.0%	0.0%

Minutes 20:00

+/- -5

Efficiency 4

Def. rebounds 3

Off. rebounds 1

Rebounds 4

Assists 0

Turnovers 1

Steals 0

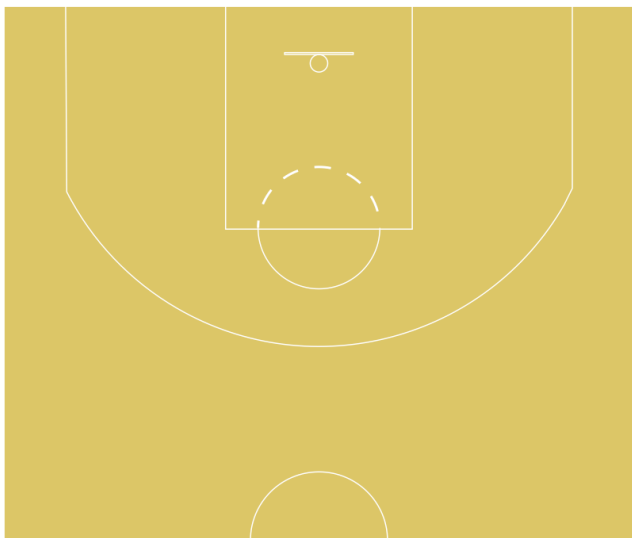
Blocks 0

Personal fouls 0

Fouls drawn 0

## Steven Pampreen

0 points | 0 fast break points | 0 points in paint | 0 second chance points



	FG	T3	T2	FT
Made	0	0	0	0
Attempted	0	0	0	0
%	0.0%	0.0%	0.0%	0.0%

Minutes 00:00

+/- -

Efficiency 0

Def. rebounds 0

Off. rebounds 0

Rebounds 0

Assists 0

Turnovers 0

Steals 0


Blocks 0

Personal fouls 0

Fouls drawn 0

## Ethan Johnson

0 points | 0 fast break points | 0 points in paint | 0 second chance points



	FG	T3	T2	FT
Made	0	0	0	0
Attempted	2	0	2	0
%	0.0%	0.0%	0.0%	0.0%

Minutes 40:00

+/- 4

Efficiency 5

Def. rebounds 2

Off. rebounds 3

Rebounds 5

Assists 1

Turnovers 0

Steals 1

Blocks 0

Personal fouls 2

Fouls drawn 0



## Legend

PF-PA	Points in favour - Points against
FGM	Field Goals Made
FGA	Field Goals Attempted
FG%	Field Goal Percentage -> $(FGM / FGA) * 100$
3PM	3 Point Field Goals Made
3PA	3 Point Field Goals Attempted
3P%	3 Point Field Goals Percentage -> $(3PM / 3PA) * 100$
2PM	2 Point Field Goals Made
2PA	2 Point Field Goals Attempted
2P%	2 Point Field Goals Percentage -> $(2PM / 2PA) * 100$
FTM	Free Throws Made
FTA	Free Throws Attempted
FT%	Free Throws Percentage -> $(FTM / FTA) * 100$
OREB	Offensive Rebounds
DREB	Defensive Rebounds
REB	Rebounds
AST	Assists
TOV	Turnovers
STL	Steals
BLK	Blocks
SR	Shots rejected
PF	Personal Fouls
PFD	Personal Fouls Drawn
PIR	Performance Index Rating -> $((PTS + REB + AST + STL + BLK + PFD) - ((FGA - FGM) + (FTA - FTM) + TO + PF))$
EFF	Efficiency -> $((PTS + REB + AST + STL + BLK) - ((FGA - FGM) + (FTA - FTM) + TO))$
+/-	Plus Minus