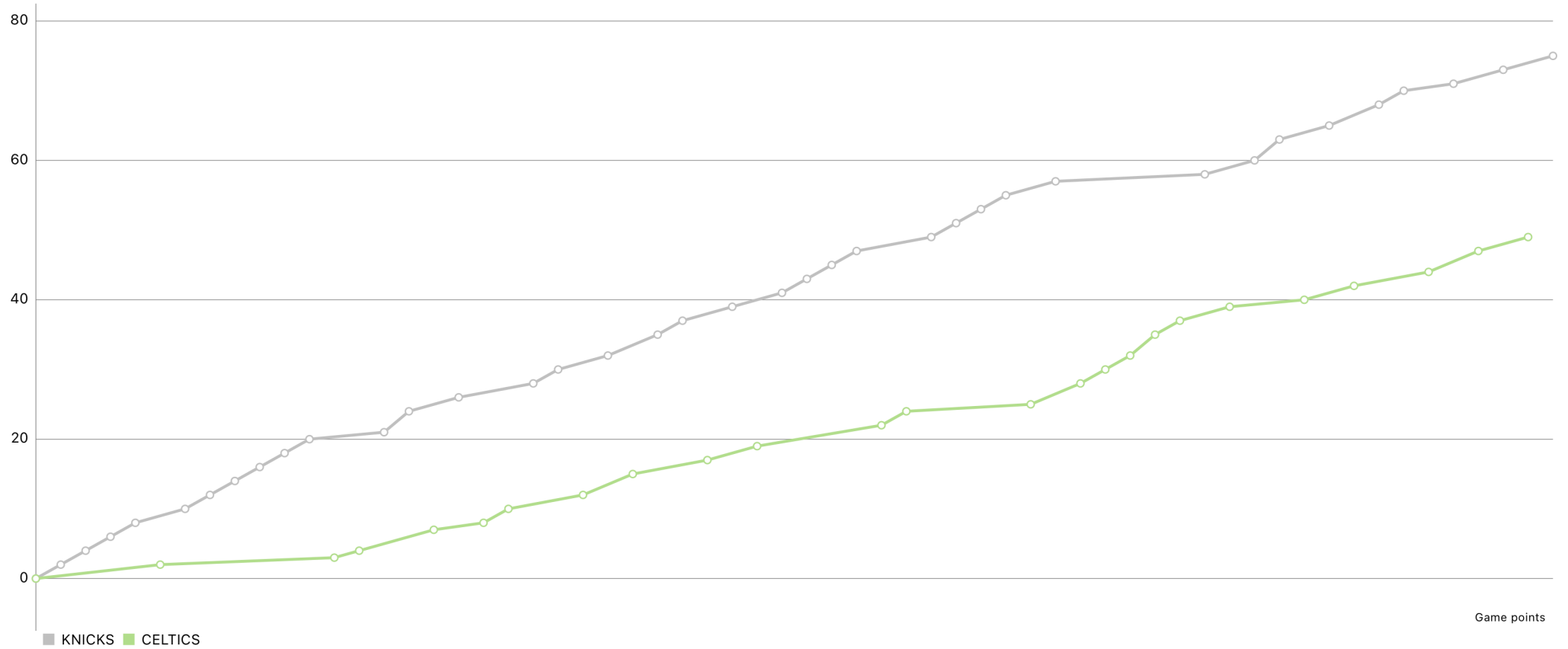


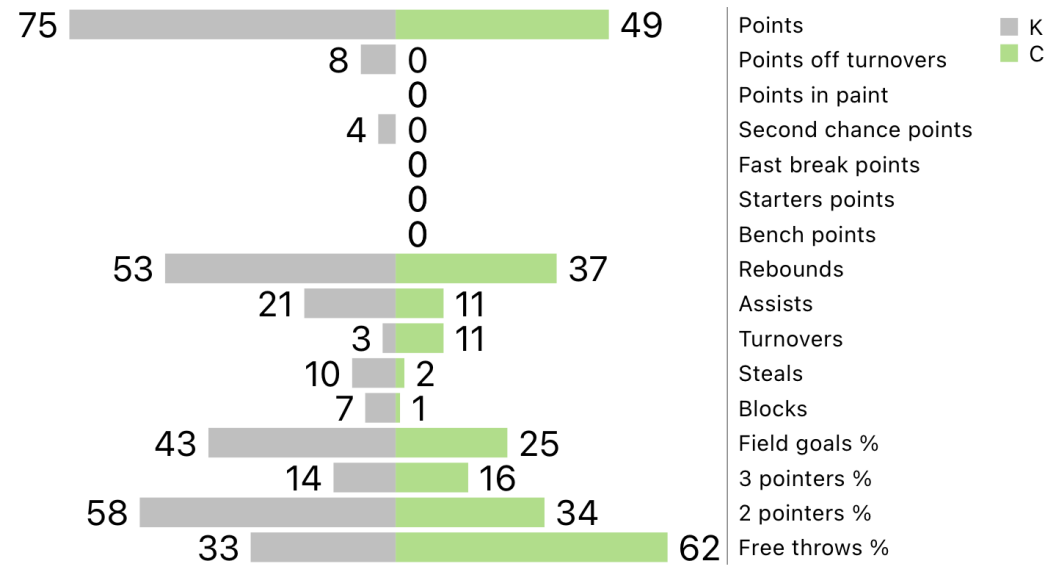
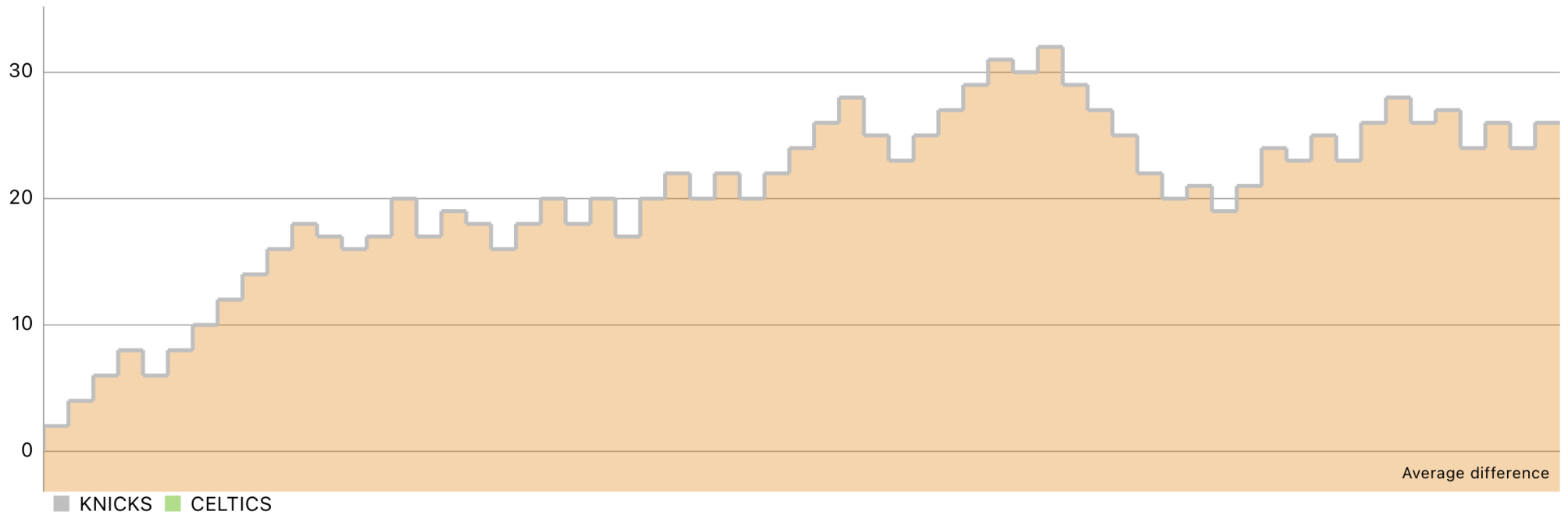
# KNICKS (75) vs (49) CELTICS

Game report (Oct 19, 2024)



*Basketball  
Stats Assistant*





Points	Q1	Q2	Total
KNICKS	39	36	75
CELTICS	17	32	49

Possessions	Q1	Q2	Total
KNICKS	34	35	69
CELTICS	41	35	76

KNICKS	Team leaders	CELTICS
Cooper Wirkala ( 24 )	Points	Elliot Lucier ( 19 )
Isaiah Staples ( 6 )	Assists	Elliot Lucier ( 6 )
Daniel Harriman, Cal Winchester ( 10 )	Rebounds	Elliot Lucier ( 13 )
Cooper Wirkala ( 34 )	Efficiency	Elliot Lucier ( 20 )

Largest lead	Worst lead
32 (57-25)	-0 (0-0)

## KNICKS

N°	Player	MIN	PTS	FGM	FGA	FG%	3PM	3PA	3P%	2PM	2PA	2P%	FTM	FTA	FT%	OREB	DREB	REB	AST	TOV	STL	BLK	SR	PF	PFD	PIR	EFF	+/-
2	Cooper Wirkala	00:00	24	11	16	68.8%	0	3	0.0%	11	13	84.6%	2	5	40.0%	0	9	9	3	0	3	3	0	0	0	34	34	25
6	Mike Middleton	00:00	0	0	0	0.0%	0	0	0.0%	0	0	0.0%	0	0	0.0%	0	0	0	0	0	0	0	0	0	0	0	0	-
25	Mike McGeady	40:00	14	6	15	40.0%	2	6	33.3%	4	9	44.4%	0	0	0.0%	2	1	3	4	1	2	1	0	0	0	14	14	31
27	Daniel Harriman	20:00	4	2	8	25.0%	0	1	0.0%	2	7	28.6%	0	0	0.0%	3	7	10	0	0	1	3	0	0	0	12	12	15
30	Cal Winchester	40:00	5	2	10	20.0%	1	9	11.1%	1	1	100.0%	0	0	0.0%	2	8	10	2	1	1	0	0	1	0	8	9	25
37	Isaiah Staples	40:00	9	4	15	26.7%	1	6	16.7%	3	9	33.3%	0	0	0.0%	2	5	7	6	1	2	0	0	0	0	12	12	10
77	Mike Sawyer	20:00	10	5	10	50.0%	0	3	0.0%	5	7	71.4%	0	2	0.0%	2	6	8	5	0	0	0	0	2	0	14	16	13
97	Keith Patterson	00:00	0	0	0	0.0%	0	0	0.0%	0	0	0.0%	0	0	0.0%	0	0	0	0	0	0	0	0	0	0	0	0	-
00	Alec Johnson	20:00	9	4	5	80.0%	0	0	0.0%	4	5	80.0%	1	2	50.0%	3	3	6	1	0	1	0	0	1	0	14	15	11
	<b>Total</b>		<b>75</b>	<b>34</b>	<b>79</b>	<b>43.0%</b>	<b>4</b>	<b>28</b>	<b>14.3%</b>	<b>30</b>	<b>51</b>	<b>58.8%</b>	<b>3</b>	<b>9</b>	<b>33.3%</b>	<b>14</b>	<b>39</b>	<b>53</b>	<b>21</b>	<b>3</b>	<b>10</b>	<b>7</b>	<b>0</b>	<b>4</b>	<b>0</b>	<b>108</b>	<b>112</b>	<b>-</b>

## CELTICS

N°	Player	MIN	PTS	FGM	FGA	FG%	3PM	3PA	3P%	2PM	2PA	2P%	FTM	FTA	FT%	OREB	DREB	REB	AST	TOV	STL	BLK	SR	PF	PFD	PIR	EFF	+/-
0	Alex O'Brien	00:00	9	3	9	33.3%	3	9	33.3%	0	0	0.0%	0	0	0.0%	1	6	7	2	2	0	0	0	2	0	8	10	-26
4	Donald Prescott	00:00	0	0	0	0.0%	0	0	0.0%	0	0	0.0%	0	0	0.0%	0	0	0	0	0	0	0	0	0	0	0	0	-
9	Po Pfirmann	20:00	13	6	25	24.0%	0	7	0.0%	6	18	33.3%	1	2	50.0%	2	2	4	2	2	1	0	0	0	0	-2	-2	-26
14	Elliot Lucier	00:00	19	7	23	30.4%	2	12	16.7%	5	11	45.5%	3	4	75.0%	4	9	13	6	2	0	1	0	0	0	20	20	-26
17	Alden Wadsworth	00:00	0	0	0	0.0%	0	0	0.0%	0	0	0.0%	0	0	0.0%	0	0	0	0	0	0	0	0	0	0	0	0	-
22	Ben Scheffel	00:00	0	0	0	0.0%	0	0	0.0%	0	0	0.0%	0	0	0.0%	0	0	0	0	0	0	0	0	0	0	0	0	-
23	Kenyatta Stokes	00:00	3	1	10	10.0%	0	5	0.0%	1	5	20.0%	1	2	50.0%	1	8	9	0	4	1	0	0	1	0	-2	-1	-26
69	Kyle Dodd	20:00	5	2	7	28.6%	1	3	33.3%	1	4	25.0%	0	0	0.0%	1	3	4	1	1	0	0	0	2	0	2	4	-26
99	Chris Heretakis	00:00	0	0	0	0.0%	0	0	0.0%	0	0	0.0%	0	0	0.0%	0	0	0	0	0	0	0	0	0	0	0	0	-
	<b>Total</b>		<b>49</b>	<b>19</b>	<b>74</b>	<b>25.7%</b>	<b>6</b>	<b>36</b>	<b>16.7%</b>	<b>13</b>	<b>38</b>	<b>34.2%</b>	<b>5</b>	<b>8</b>	<b>62.5%</b>	<b>9</b>	<b>28</b>	<b>37</b>	<b>11</b>	<b>11</b>	<b>2</b>	<b>1</b>	<b>0</b>	<b>5</b>	<b>0</b>	<b>26</b>	<b>31</b>	<b>-</b>

## Cooper Wirkala

24 points | 0 fast break points | 0 points in paint | 0 second chance points



	FG	T3	T2	FT
Made	11	0	11	2
Attempted	16	3	13	5
%	68.8%	0.0%	84.6%	40.0%

Minutes 00:00

+/- 25

Efficiency 34

Def. rebounds 9

Off. rebounds 0

Rebounds 9

Assists 3

Turnovers 0

Steals 3

Blocks 3

Personal fouls 0

Fouls drawn 0

## Mike Middleton

0 points | 0 fast break points | 0 points in paint | 0 second chance points



	FG	T3	T2	FT
Made	0	0	0	0
Attempted	0	0	0	0
%	0.0%	0.0%	0.0%	0.0%

Minutes 00:00

+/- -

Efficiency 0

Def. rebounds 0

Off. rebounds 0

Rebounds 0

Assists 0

Turnovers 0

Steals 0

Blocks 0

Personal fouls 0

Fouls drawn 0

## Mike McGeady

14 points | 0 fast break points | 0 points in paint | 0 second chance points



	FG	T3	T2	FT
Made	6	2	4	0
Attempted	15	6	9	0
%	40.0%	33.3%	44.4%	0.0%

Minutes 40:00

+/- 31

Efficiency 14

Def. rebounds 1

Off. rebounds 2

Rebounds 3

Assists 4

Turnovers 1

Steals 2

Blocks 1

Personal fouls 0

Fouls drawn 0

## Daniel Harriman

4 points | 0 fast break points | 0 points in paint | 0 second chance points



	FG	T3	T2	FT
Made	2	0	2	0
Attempted	8	1	7	0
%	25.0%	0.0%	28.6%	0.0%

Minutes 20:00

+/- 15

Efficiency 12

Def. rebounds 7

Off. rebounds 3

Rebounds 10

Assists 0

Turnovers 0

Steals 1

Blocks 3

Personal fouls 0

Fouls drawn 0

## Cal Winchester

5 points | 0 fast break points | 0 points in paint | 0 second chance points



	FG	T3	T2	FT
Made	2	1	1	0
Attempted	10	9	1	0
%	20.0%	11.1%	100.0%	0.0%

Minutes 40:00

+/- 25

Efficiency 9

Def. rebounds 8

Off. rebounds 2

Rebounds 10

Assists 2

Turnovers 1

Steals 1

Blocks 0

Personal fouls 1

Fouls drawn 0

## Isaiah Staples

9 points | 0 fast break points | 0 points in paint | 2 second chance points



	FG	T3	T2	FT
Made	4	1	3	0
Attempted	15	6	9	0
%	26.7%	16.7%	33.3%	0.0%

Minutes 40:00

+/- 10

Efficiency 12

Def. rebounds 5

Off. rebounds 2

Rebounds 7

Assists 6

Turnovers 1

Steals 2

Blocks 0

Personal fouls 0

Fouls drawn 0

## Mike Sawyer

10 points | 0 fast break points | 0 points in paint | 0 second chance points



	FG	T3	T2	FT
Made	5	0	5	0
Attempted	10	3	7	2
%	50.0%	0.0%	71.4%	0.0%

Minutes 20:00

+/- 13

Efficiency 16

Def. rebounds 6

Off. rebounds 2

Rebounds 8

Assists 5

Turnovers 0

Steals 0


Blocks 0

Personal fouls 2

Fouls drawn 0

## Keith Patterson

0 points | 0 fast break points | 0 points in paint | 0 second chance points



	FG	T3	T2	FT
Made	0	0	0	0
Attempted	0	0	0	0
%	0.0%	0.0%	0.0%	0.0%

Minutes 00:00

+/- -

Efficiency 0

Def. rebounds 0

Off. rebounds 0

Rebounds 0

Assists 0

Turnovers 0

Steals 0

Blocks 0


Personal fouls 0

Fouls drawn 0



# Alec Johnson

9 points | 0 fast break points | 0 points in paint | 0 second chance points



	FG	T3	T2	FT
Made	4	0	4	1
Attempted	5	0	5	2
%	80.0%	0.0%	80.0%	50.0%

Minutes 20:00

+/- 11  
Efficiency 15

Def. rebounds 3  
Off. rebounds 3  
Rebounds 6

Assists 1  
Turnovers 0  
Steals 1

Blocks 0  
Personal fouls 1  
Fouls drawn 0

## Legend

PF-PA	Points in favour - Points against
FGM	Field Goals Made
FGA	Field Goals Attempted
FG%	Field Goal Percentage -> $(FGM / FGA) * 100$
3PM	3 Point Field Goals Made
3PA	3 Point Field Goals Attempted
3P%	3 Point Field Goals Percentage -> $(3PM / 3PA) * 100$
2PM	2 Point Field Goals Made
2PA	2 Point Field Goals Attempted
2P%	2 Point Field Goals Percentage -> $(2PM / 2PA) * 100$
FTM	Free Throws Made
FTA	Free Throws Attempted
FT%	Free Throws Percentage -> $(FTM / FTA) * 100$
OREB	Offensive Rebounds
DREB	Defensive Rebounds
REB	Rebounds
AST	Assists
TOV	Turnovers
STL	Steals
BLK	Blocks
SR	Shots rejected
PF	Personal Fouls
PFD	Personal Fouls Drawn
PIR	Performance Index Rating -> $((PTS + REB + AST + STL + BLK + PFD) - ((FGA - FGM) + (FTA - FTM) + TO + PF))$
EFF	Efficiency -> $((PTS + REB + AST + STL + BLK) - ((FGA - FGM) + (FTA - FTM) + TO))$
+/-	Plus Minus