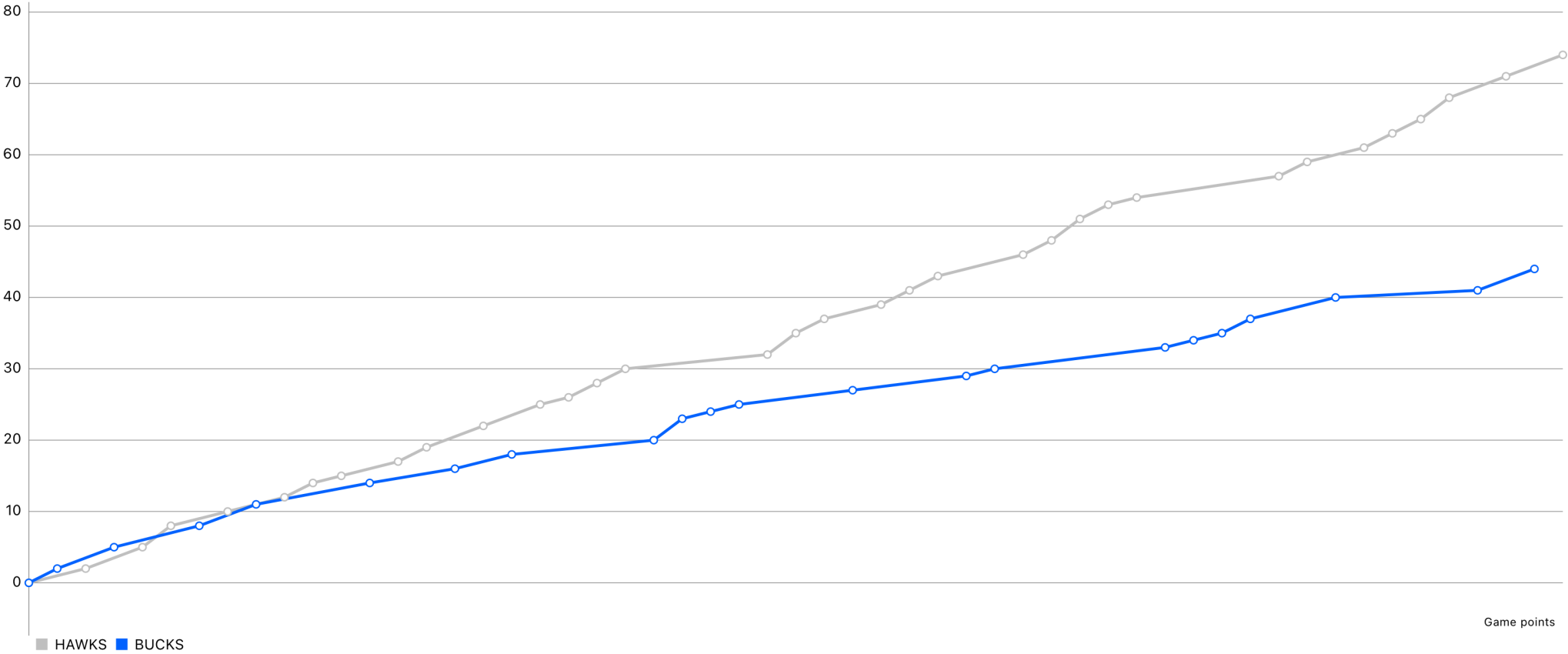


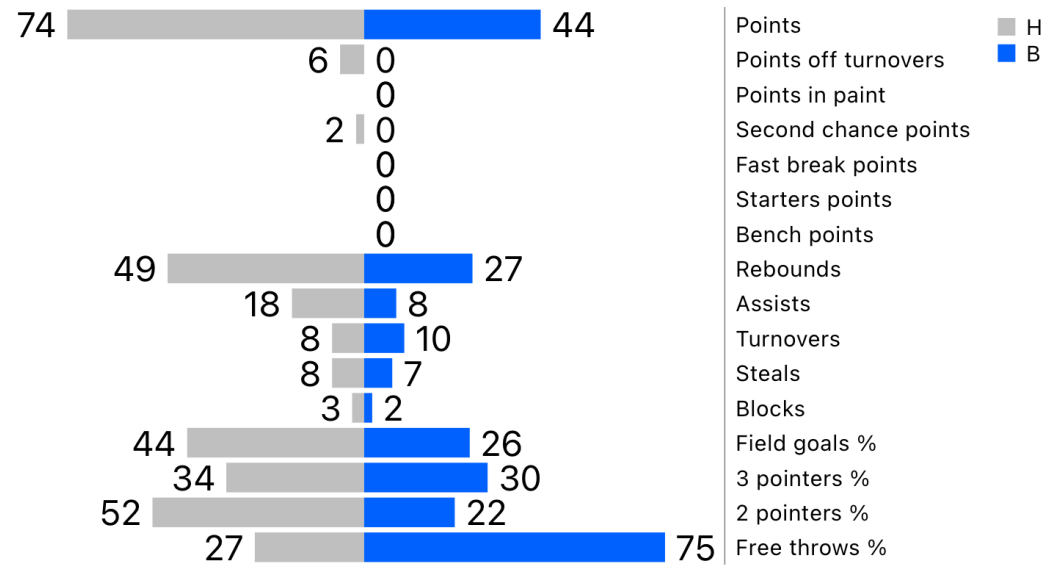
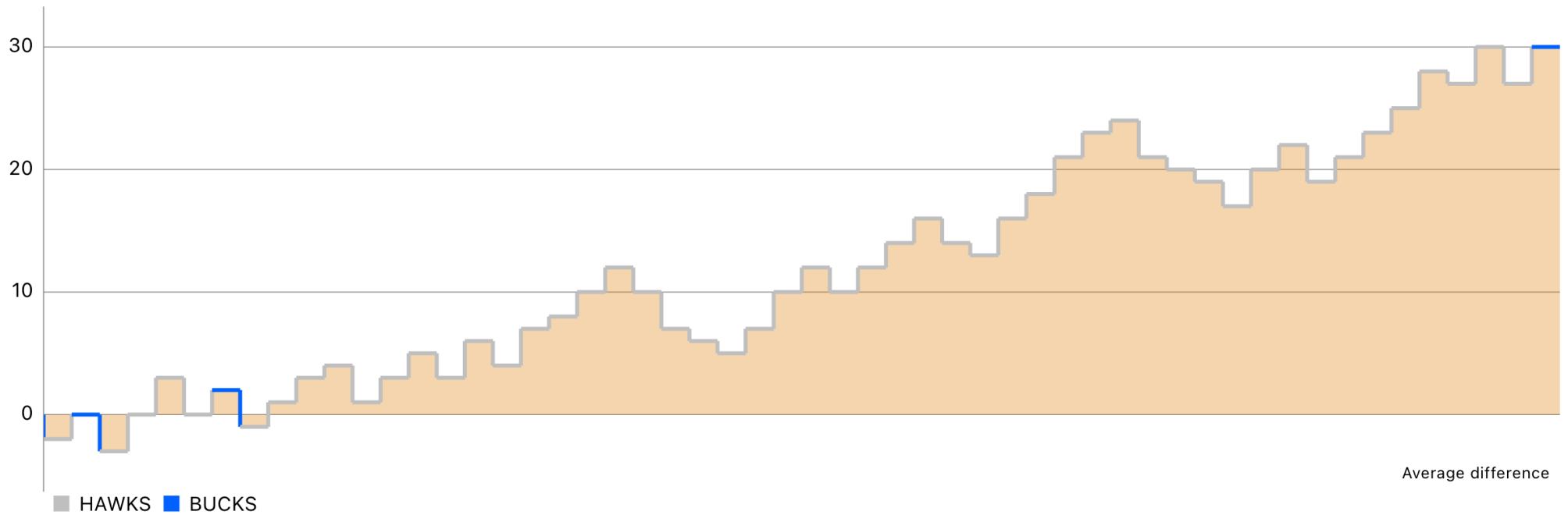
# HAWKS (74) vs (44) BUCKS

Game report (Sep 30, 2024)



Basketball  
Stats Assistant





| Points | Q1 | Q2 | Total |
|--------|----|----|-------|
| HAWKS  | 43 | 31 | 74    |
| BUCKS  | 27 | 17 | 44    |

| Possessions | Q1 | Q2 | Total |
|-------------|----|----|-------|
| HAWKS       | 38 | 27 | 64    |
| BUCKS       | 38 | 27 | 65    |

| HAWKS                                 | Team leaders | BUCKS                |
|---------------------------------------|--------------|----------------------|
| Keith Stoddard ( 23 )                 | Points       | Matt Fournier ( 11 ) |
| Jalaughn Jackson ( 6 )                | Assists      | Deon Cheers ( 3 )    |
| Daniel Fortier ( 15 )                 | Rebounds     | Cody Marquis ( 6 )   |
| Daniel Fortier, Keith Stoddard ( 29 ) | Efficiency   | Matt Fournier ( 10 ) |

| Largest lead | Worst lead |
|--------------|------------|
| 30 (71-41)   | -3 (2-5)   |

### HAWKS

| N° | Player           | MIN   | PTS       | FGM       | FGA       | FG%          | 3PM       | 3PA       | 3P%          | 2PM       | 2PA       | 2P%          | FTM      | FTA       | FT%          | OREB      | DREB      | REB       | AST       | TOV      | STL      | BLK      | SR       | PF       | PFD      | PIR       | EFF       | +/-      |    |
|----|------------------|-------|-----------|-----------|-----------|--------------|-----------|-----------|--------------|-----------|-----------|--------------|----------|-----------|--------------|-----------|-----------|-----------|-----------|----------|----------|----------|----------|----------|----------|-----------|-----------|----------|----|
| 8  | Mo Guthro        | 40:00 | 2         | 1         | 5         | 20.0%        | 0         | 3         | 0.0%         | 1         | 2         | 50.0%        | 0        | 2         | 0.0%         | 0         | 1         | 1         | 1         | 0        | 1        | 0        | 0        | 0        | 0        | 0         | -1        | -1       | 17 |
| 9  | Daniel Fortier   | 20:00 | 20        | 9         | 15        | 60.0%        | 1         | 2         | 50.0%        | 8         | 13        | 61.5%        | 1        | 5         | 20.0%        | 8         | 7         | 15        | 1         | 1        | 3        | 1        | 0        | 0        | 0        | 29        | 29        | 29       |    |
| 10 | Jalaughn Jackson | 20:00 | 6         | 3         | 11        | 27.3%        | 0         | 4         | 0.0%         | 3         | 7         | 42.9%        | 0        | 0         | 0.0%         | 0         | 8         | 8         | 6         | 3        | 3        | 1        | 0        | 0        | 0        | 13        | 13        | 15       |    |
| 14 | Bradley Dolan    | 00:00 | 0         | 0         | 0         | 0.0%         | 0         | 0         | 0.0%         | 0         | 0         | 0.0%         | 0        | 0         | 0.0%         | 0         | 0         | 0         | 0         | 0        | 0        | 0        | 0        | 0        | 0        | 0         | 0         | -2       |    |
| 21 | Dustin Powers    | 20:00 | 7         | 3         | 7         | 42.9%        | 1         | 2         | 50.0%        | 2         | 5         | 40.0%        | 0        | 0         | 0.0%         | 2         | 1         | 3         | 1         | 0        | 0        | 0        | 0        | 1        | 0        | 6         | 7         | 15       |    |
| 22 | Jon Klages II    | 00:00 | 7         | 3         | 7         | 42.9%        | 1         | 3         | 33.3%        | 2         | 4         | 50.0%        | 0        | 0         | 0.0%         | 0         | 6         | 6         | 1         | 1        | 1        | 0        | 0        | 1        | 0        | 9         | 10        | 25       |    |
| 24 | Keith Stoddard   | 00:00 | 23        | 8         | 14        | 57.1%        | 6         | 11        | 54.5%        | 2         | 3         | 66.7%        | 1        | 2         | 50.0%        | 3         | 8         | 11        | 5         | 3        | 0        | 0        | 0        | 1        | 0        | 28        | 29        | 30       |    |
| 35 | Devon Begin      | 20:00 | 9         | 3         | 9         | 33.3%        | 2         | 7         | 28.6%        | 1         | 2         | 50.0%        | 1        | 2         | 50.0%        | 1         | 4         | 5         | 3         | 0        | 0        | 1        | 0        | 1        | 0        | 10        | 11        | 21       |    |
|    | <b>Total</b>     |       | <b>74</b> | <b>30</b> | <b>68</b> | <b>44.1%</b> | <b>11</b> | <b>32</b> | <b>34.4%</b> | <b>19</b> | <b>36</b> | <b>52.8%</b> | <b>3</b> | <b>11</b> | <b>27.3%</b> | <b>14</b> | <b>35</b> | <b>49</b> | <b>18</b> | <b>8</b> | <b>8</b> | <b>3</b> | <b>0</b> | <b>4</b> | <b>0</b> | <b>94</b> | <b>98</b> | <b>-</b> |    |

### BUCKS

| N° | Player        | MIN   | PTS       | FGM       | FGA       | FG%          | 3PM      | 3PA       | 3P%          | 2PM      | 2PA       | 2P%          | FTM      | FTA      | FT%          | OREB     | DREB      | REB       | AST      | TOV       | STL      | BLK      | SR       | PF       | PFD      | PIR       | EFF       | +/-      |
|----|---------------|-------|-----------|-----------|-----------|--------------|----------|-----------|--------------|----------|-----------|--------------|----------|----------|--------------|----------|-----------|-----------|----------|-----------|----------|----------|----------|----------|----------|-----------|-----------|----------|
| 0  | Bryan Riley   | 20:00 | 9         | 3         | 10        | 30.0%        | 2        | 3         | 66.7%        | 1        | 7         | 14.3%        | 1        | 2        | 50.0%        | 1        | 4         | 5         | 2        | 3         | 1        | 0        | 0        | 0        | 0        | 6         | 6         | -26      |
| 5  | Matt Fournier | 40:00 | 11        | 4         | 11        | 36.4%        | 3        | 6         | 50.0%        | 1        | 5         | 20.0%        | 0        | 0        | 0.0%         | 1        | 4         | 5         | 1        | 3         | 2        | 1        | 0        | 0        | 0        | 10        | 10        | -28      |
| 7  | Jacob Farnham | 00:00 | 0         | 0         | 0         | 0.0%         | 0        | 0         | 0.0%         | 0        | 0         | 0.0%         | 0        | 0        | 0.0%         | 0        | 0         | 0         | 0        | 0         | 0        | 0        | 0        | 0        | 0        | 0         | 0         | -        |
| 12 | Jett Boyer    | 20:00 | 5         | 2         | 6         | 33.3%        | 1        | 4         | 25.0%        | 1        | 2         | 50.0%        | 0        | 0        | 0.0%         | 0        | 4         | 4         | 0        | 2         | 0        | 1        | 0        | 3        | 0        | 1         | 4         | -23      |
| 15 | Andrew Polley | 40:00 | 7         | 2         | 8         | 25.0%        | 1        | 6         | 16.7%        | 1        | 2         | 50.0%        | 2        | 2        | 100.0%       | 0        | 1         | 1         | 1        | 2         | 3        | 0        | 0        | 2        | 0        | 2         | 4         | -23      |
| 31 | Deon Cheers   | 20:00 | 1         | 0         | 4         | 0.0%         | 0        | 0         | 0.0%         | 0        | 4         | 0.0%         | 1        | 2        | 50.0%        | 1        | 3         | 4         | 3        | 0         | 1        | 0        | 0        | 1        | 0        | 3         | 4         | -20      |
| 32 | Aaron Gagne   | 00:00 | 3         | 1         | 6         | 16.7%        | 1        | 4         | 25.0%        | 0        | 2         | 0.0%         | 0        | 0        | 0.0%         | 0        | 2         | 2         | 1        | 0         | 0        | 0        | 0        | 2        | 0        | -1        | 1         | -13      |
| 77 | Cody Marquis  | 40:00 | 8         | 3         | 12        | 25.0%        | 0        | 3         | 0.0%         | 3        | 9         | 33.3%        | 2        | 2        | 100.0%       | 0        | 6         | 6         | 0        | 0         | 0        | 0        | 0        | 0        | 0        | 5         | 5         | -17      |
|    | <b>Total</b>  |       | <b>44</b> | <b>15</b> | <b>57</b> | <b>26.3%</b> | <b>8</b> | <b>26</b> | <b>30.8%</b> | <b>7</b> | <b>31</b> | <b>22.6%</b> | <b>6</b> | <b>8</b> | <b>75.0%</b> | <b>3</b> | <b>24</b> | <b>27</b> | <b>8</b> | <b>10</b> | <b>7</b> | <b>2</b> | <b>0</b> | <b>8</b> | <b>0</b> | <b>26</b> | <b>34</b> | <b>-</b> |

## Mo Guthro

2 points | 0 fast break points | 0 points in paint | 0 second chance points



|           | FG    | T3   | T2    | FT   |
|-----------|-------|------|-------|------|
| Made      | 1     | 0    | 1     | 0    |
| Attempted | 5     | 3    | 2     | 2    |
| %         | 20.0% | 0.0% | 50.0% | 0.0% |

Minutes 40:00

+/- 17

Efficiency -1

Def. rebounds 1

Off. rebounds 0

Rebounds 1

Assists 1

Turnovers 0

Steals 1

Blocks 0

Personal fouls 0

Fouls drawn 0

## Daniel Fortier

20 points | 0 fast break points | 0 points in paint | 2 second chance points



|           | FG    | T3    | T2    | FT    |
|-----------|-------|-------|-------|-------|
| Made      | 9     | 1     | 8     | 1     |
| Attempted | 15    | 2     | 13    | 5     |
| %         | 60.0% | 50.0% | 61.5% | 20.0% |

Minutes 20:00

+/- 29

Efficiency 29

Def. rebounds 7

Off. rebounds 8

Rebounds 15

Assists 1

Turnovers 1

Steals 3


Blocks 1

Personal fouls 0

Fouls drawn 0

## Jalaughn Jackson

6 points | 0 fast break points | 0 points in paint | 0 second chance points



|           | FG    | T3   | T2    | FT   |
|-----------|-------|------|-------|------|
| Made      | 3     | 0    | 3     | 0    |
| Attempted | 11    | 4    | 7     | 0    |
| %         | 27.3% | 0.0% | 42.9% | 0.0% |

Minutes 20:00

+/- 15

Efficiency 13

Def. rebounds 8

Off. rebounds 0

Rebounds 8

Assists 6

Turnovers 3

Steals 3

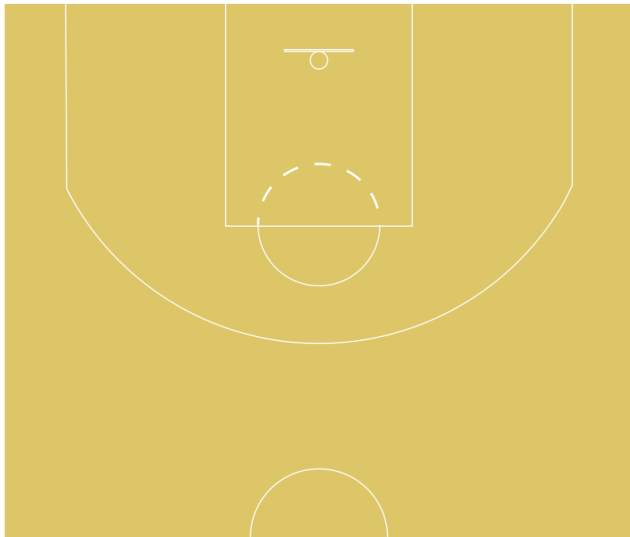
Blocks 1

Personal fouls 0

Fouls drawn 0

## Bradley Dolan

0 points | 0 fast break points | 0 points in paint | 0 second chance points



|           | FG   | T3   | T2   | FT   |
|-----------|------|------|------|------|
| Made      | 0    | 0    | 0    | 0    |
| Attempted | 0    | 0    | 0    | 0    |
| %         | 0.0% | 0.0% | 0.0% | 0.0% |

Minutes 00:00

+/- -2

Efficiency 0

Def. rebounds 0

Off. rebounds 0

Rebounds 0

Assists 0

Turnovers 0

Steals 0

Blocks 0

Personal fouls 0

Fouls drawn 0

## Dustin Powers

7 points | 0 fast break points | 0 points in paint | 0 second chance points



|           | FG    | T3    | T2    | FT   |
|-----------|-------|-------|-------|------|
| Made      | 3     | 1     | 2     | 0    |
| Attempted | 7     | 2     | 5     | 0    |
| %         | 42.9% | 50.0% | 40.0% | 0.0% |

Minutes 20:00

+/- 15

Efficiency 7

Def. rebounds 1

Off. rebounds 2

Rebounds 3

Assists 1

Turnovers 0

Steals 0

Blocks 0

Personal fouls 1

Fouls drawn 0

## Jon Klages II

7 points | 0 fast break points | 0 points in paint | 0 second chance points



|           | FG    | T3    | T2    | FT   |
|-----------|-------|-------|-------|------|
| Made      | 3     | 1     | 2     | 0    |
| Attempted | 7     | 3     | 4     | 0    |
| %         | 42.9% | 33.3% | 50.0% | 0.0% |

Minutes 00:00

+/- 25

Efficiency 10

Def. rebounds 6

Off. rebounds 0

Rebounds 6

Assists 1

Turnovers 1

Steals 1

Blocks 0

Personal fouls 1

Fouls drawn 0

## Keith Stoddard

23 points | 0 fast break points | 0 points in paint | 0 second chance points



|           | FG    | T3    | T2    | FT    |
|-----------|-------|-------|-------|-------|
| Made      | 8     | 6     | 2     | 1     |
| Attempted | 14    | 11    | 3     | 2     |
| %         | 57.1% | 54.5% | 66.7% | 50.0% |

Minutes 00:00

+/- 30

Efficiency 29

Def. rebounds 8

Off. rebounds 3

Rebounds 11

Assists 5

Turnovers 3

Steals 0


Blocks 0

Personal fouls 1

Fouls drawn 0

## Devon Begin

9 points | 0 fast break points | 0 points in paint | 0 second chance points



|           | FG    | T3    | T2    | FT    |
|-----------|-------|-------|-------|-------|
| Made      | 3     | 2     | 1     | 1     |
| Attempted | 9     | 7     | 2     | 2     |
| %         | 33.3% | 28.6% | 50.0% | 50.0% |

Minutes 20:00

+/- 21

Efficiency 11

Def. rebounds 4

Off. rebounds 1

Rebounds 5

Assists 3

Turnovers 0

Steals 0

Blocks 1

Personal fouls 1

Fouls drawn 0



## Legend

|       |   |
|-------|---|
| PF-PA | Points in favour - Points against   |
| FGM   | Field Goals Made  |
| FGA   | Field Goals Attempted   |
| FG%   | Field Goal Percentage -> $(FGM / FGA) * 100$  |
| 3PM   | 3 Point Field Goals Made  |
| 3PA   | 3 Point Field Goals Attempted   |
| 3P%   | 3 Point Field Goals Percentage -> $(3PM / 3PA) * 100$   |
| 2PM   | 2 Point Field Goals Made  |
| 2PA   | 2 Point Field Goals Attempted   |
| 2P%   | 2 Point Field Goals Percentage -> $(2PM / 2PA) * 100$   |
| FTM   | Free Throws Made  |
| FTA   | Free Throws Attempted   |
| FT%   | Free Throws Percentage -> $(FTM / FTA) * 100$   |
| OREB  | Offensive Rebounds  |
| DREB  | Defensive Rebounds  |
| REB   | Rebounds  |
| AST   | Assists   |
| TOV   | Turnovers   |
| STL   | Steals  |
| BLK   | Blocks  |
| SR    | Shots rejected  |
| PF    | Personal Fouls  |
| PFD   | Personal Fouls Drawn  |
| PIR   | Performance Index Rating -> $((PTS + REB + AST + STL + BLK + PFD) - ((FGA - FGM) + (FTA - FTM) + TO + PF))$ |
| EFF   | Efficiency -> $((PTS + REB + AST + STL + BLK) - ((FGA - FGM) + (FTA - FTM) + TO))$                          |
| +/-   | Plus Minus  |