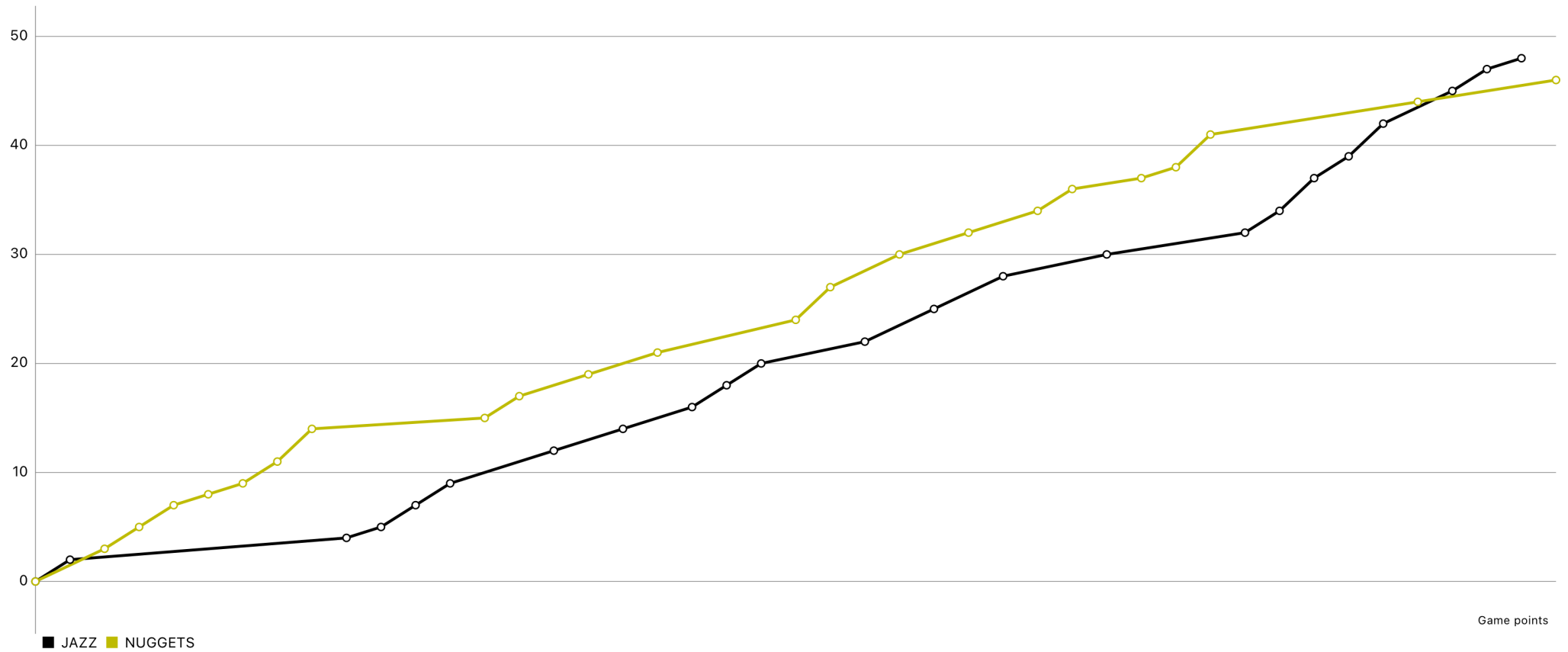


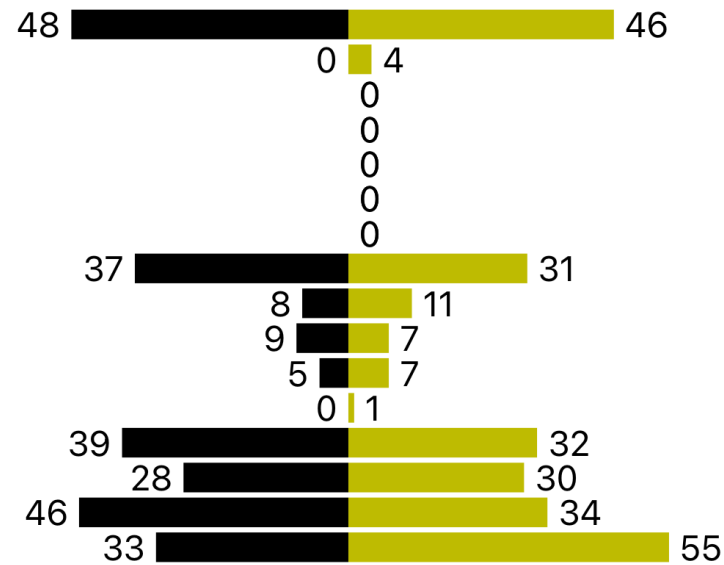
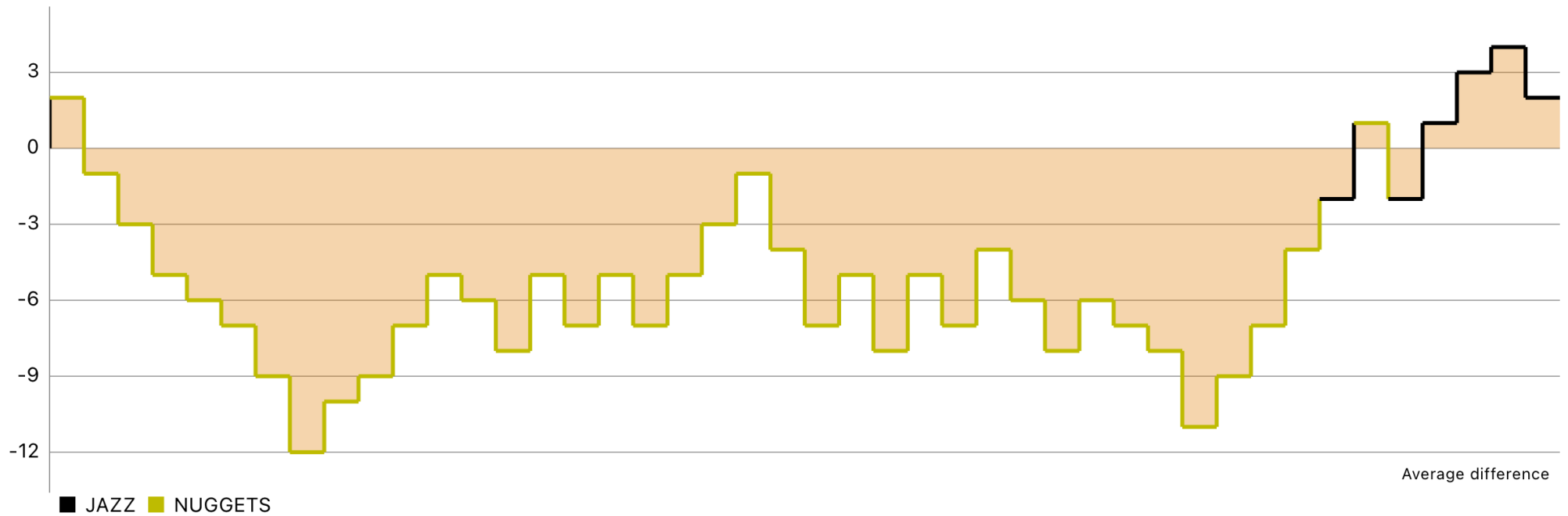
JAZZ (48) vs (46) NUGGETS

Game report (Dec 1, 2024)



Basketball
Stats Assistant





- Points
 - Points off turnovers
 - Points in paint
 - Second chance points
 - Fast break points
 - Starters points
 - Bench points
 - Rebounds
 - Assists
 - Turnovers
 - Steals
 - Blocks
 - Field goals %
 - 3 pointers %
 - 2 pointers %
 - Free throws %
- J ■ N

Points	Q1	Q2	Total
JAZZ	20	28	48
NUGGETS	21	25	46

Possessions	Q1	Q2	Total
JAZZ	25	26	51
NUGGETS	24	28	52

JAZZ	Team leaders	NUGGETS
DeSean Cromwell (22)	Points	Matt Dowdell-Smith (15)
Cordell Stuart (3)	Assists	Tyler Hethcoat (3)
DeSean Cromwell, Cordell Stuart (11)	Rebounds	Mike Warren (7)
DeSean Cromwell (24)	Efficiency	John Hardies (16)

Largest lead	Worst lead
4 (48-44)	-12 (2-14)

JAZZ

N°	Player	MIN	PTS	FGM	FGA	FG%	3PM	3PA	3P%	2PM	2PA	2P%	FTM	FTA	FT%	OREB	DREB	REB	AST	TOV	STL	BLK	SR	PF	PFD	PIR	EFF	+/-
5	DeSean Cromwell	20:00	22	9	18	50.0%	3	4	75.0%	6	14	42.9%	1	1	100.0%	3	8	11	2	3	1	0	0	5	0	19	24	2
11	Jay Hawkes	20:00	0	0	8	0.0%	0	4	0.0%	0	4	0.0%	0	0	0.0%	1	1	2	1	0	2	0	0	1	0	-4	-3	-9
20	Josh Gormley	20:00	5	2	5	40.0%	1	3	33.3%	1	2	50.0%	0	2	0.0%	0	6	6	1	1	1	0	0	1	0	6	7	3
31	Cordell Stuart	00:00	7	3	6	50.0%	0	1	0.0%	3	5	60.0%	1	3	33.3%	3	8	11	3	1	1	0	0	1	0	15	16	2
32	Aaron Bailey	00:00	0	0	0	0.0%	0	0	0.0%	0	0	0.0%	0	0	0.0%	0	0	0	0	0	0	0	0	0	0	0	0	-
42	Mendez Yopp	00:00	0	0	0	0.0%	0	0	0.0%	0	0	0.0%	0	0	0.0%	0	0	0	0	0	0	0	0	0	0	0	0	-
48	Zac Robida	40:00	6	2	10	20.0%	2	9	22.2%	0	1	0.0%	0	0	0.0%	0	3	3	1	4	0	0	0	1	0	-3	-2	1
88	Aaron Casey	20:00	8	4	4	100.0%	0	0	0.0%	4	4	100.0%	0	0	0.0%	2	2	4	0	0	0	0	0	1	0	11	12	11
Total			48	20	51	39.2%	6	21	28.6%	14	30	46.7%	2	6	33.3%	9	28	37	8	9	5	0	0	10	0	44	54	-

NUGGETS

N°	Player	MIN	PTS	FGM	FGA	FG%	3PM	3PA	3P%	2PM	2PA	2P%	FTM	FTA	FT%	OREB	DREB	REB	AST	TOV	STL	BLK	SR	PF	PFD	PIR	EFF	+/-
0	Tyler Hethcoat	20:00	10	3	14	21.4%	0	5	0.0%	3	9	33.3%	4	4	100.0%	0	3	3	3	0	3	1	0	1	0	8	9	4
7	Matt Glidden	20:00	2	1	4	25.0%	0	2	0.0%	1	2	50.0%	0	0	0.0%	2	3	5	2	1	0	0	0	1	0	4	5	7
12	Matt Dowdell-Smith	00:00	15	6	9	66.7%	2	3	66.7%	4	6	66.7%	1	3	33.3%	2	2	4	2	2	1	0	0	3	0	12	15	-2
19	John Hardies	00:00	11	4	7	57.1%	3	5	60.0%	1	2	50.0%	0	0	0.0%	2	4	6	2	1	1	0	0	1	0	15	16	-2
25	Ryan Gormley	20:00	6	2	7	28.6%	2	4	50.0%	0	3	0.0%	0	0	0.0%	0	4	4	0	2	1	0	0	4	0	0	4	-12
26	Thomas Guild	20:00	0	0	1	0.0%	0	0	0.0%	0	1	0.0%	0	0	0.0%	0	0	0	0	0	0	0	0	0	0	-1	-1	-4
35	Mike Warren	40:00	2	1	8	12.5%	0	4	0.0%	1	4	25.0%	0	0	0.0%	3	4	7	2	1	1	0	0	0	4	4	6	
41	Dakota Smith	00:00	0	0	2	0.0%	0	0	0.0%	0	2	0.0%	0	2	0.0%	0	2	2	0	0	0	0	0	0	0	-2	-2	-7
Total			46	17	52	32.7%	7	23	30.4%	10	29	34.5%	5	9	55.6%	9	22	31	11	7	7	1	0	10	0	40	50	-

DeSean Cromwell

22 points | 0 fast break points | 0 points in paint | 0 second chance points



	FG	T3	T2	FT
Made	9	3	6	1
Attempted	18	4	14	1
%	50.0%	75.0%	42.9%	100.0%

Minutes 20:00

+/- 2

Efficiency 24

Def. rebounds 8

Off. rebounds 3

Rebounds 11

Assists 2

Turnovers 3

Steals 1


Blocks 0

Personal fouls 5

Fouls drawn 0

Jay Hawkes

0 points | 0 fast break points | 0 points in paint | 0 second chance points



	FG	T3	T2	FT
Made	0	0	0	0
Attempted	8	4	4	0
%	0.0%	0.0%	0.0%	0.0%

Minutes 20:00

+/- -9

Efficiency -3

Def. rebounds 1

Off. rebounds 1

Rebounds 2

Assists 1

Turnovers 0

Steals 2


Blocks 0

Personal fouls 1

Fouls drawn 0

Josh Gormley

5 points | 0 fast break points | 0 points in paint | 0 second chance points



	FG	T3	T2	FT
Made	2	1	1	0
Attempted	5	3	2	2
%	40.0%	33.3%	50.0%	0.0%

Minutes 20:00

+/- 3

Efficiency 7

Def. rebounds 6

Off. rebounds 0

Rebounds 6

Assists 1

Turnovers 1

Steals 1

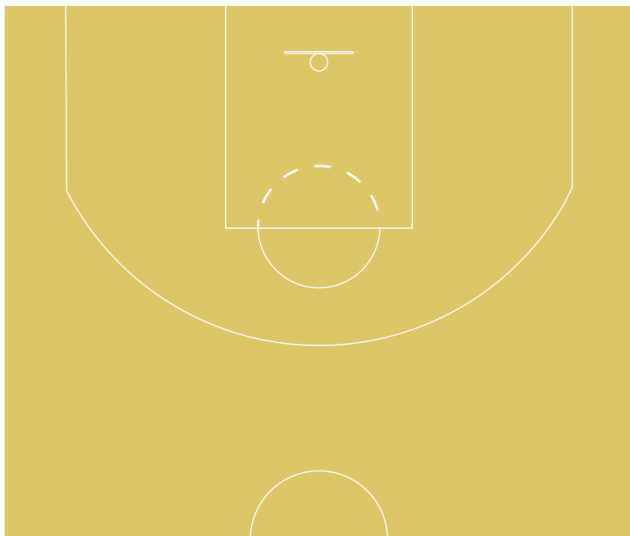
Blocks 0

Personal fouls 1

Fouls drawn 0

Cordell Stuart

7 points | 0 fast break points | 0 points in paint | 0 second chance points



	FG	T3	T2	FT
Made	3	0	3	1
Attempted	6	1	5	3
%	50.0%	0.0%	60.0%	33.3%

Minutes 00:00

+/- 2

Efficiency 16

Def. rebounds 8

Off. rebounds 3

Rebounds 11

Assists 3

Turnovers 1

Steals 1


Blocks 0

Personal fouls 1

Fouls drawn 0

Aaron Bailey

0 points | 0 fast break points | 0 points in paint | 0 second chance points



	FG	T3	T2	FT
Made	0	0	0	0
Attempted	0	0	0	0
%	0.0%	0.0%	0.0%	0.0%

Minutes 00:00

+/- -
Efficiency 0

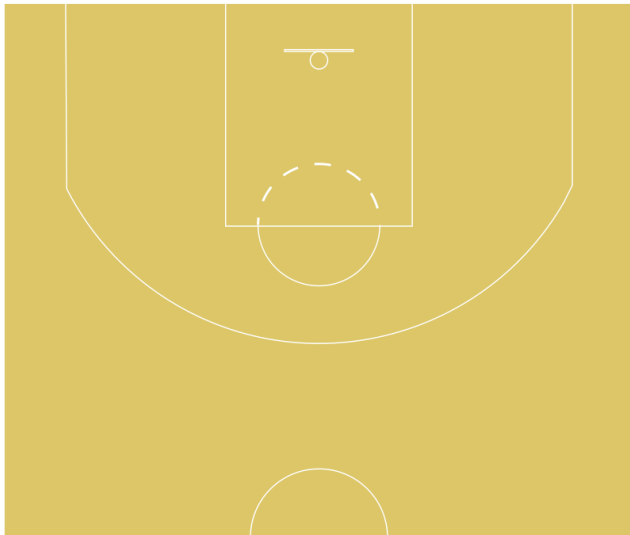
Def. rebounds 0
Off. rebounds 0
Rebounds 0

Assists 0
Turnovers 0
Steals 0

Blocks 0
Personal fouls 0
Fouls drawn 0

Mendez Yopp

0 points | 0 fast break points | 0 points in paint | 0 second chance points



	FG	T3	T2	FT
Made	0	0	0	0
Attempted	0	0	0	0
%	0.0%	0.0%	0.0%	0.0%

Minutes 00:00

+/- -
Efficiency 0

Def. rebounds 0
Off. rebounds 0
Rebounds 0

Assists 0
Turnovers 0
Steals 0

Blocks 0
Personal fouls 0
Fouls drawn 0

Zac Robida

6 points | 0 fast break points | 0 points in paint | 0 second chance points



	FG	T3	T2	FT
Made	2	2	0	0
Attempted	10	9	1	0
%	20.0%	22.2%	0.0%	0.0%

Minutes 40:00

+/- 1

Efficiency -2

Def. rebounds 3

Off. rebounds 0

Rebounds 3

Assists 1

Turnovers 4

Steals 0

Blocks 0

Personal fouls 1

Fouls drawn 0

Aaron Casey

8 points | 0 fast break points | 0 points in paint | 0 second chance points



	FG	T3	T2	FT
Made	4	0	4	0
Attempted	4	0	4	0
%	100.0%	0.0%	100.0%	0.0%

Minutes 20:00

+/- 11

Efficiency 12

Def. rebounds 2

Off. rebounds 2

Rebounds 4

Assists 0

Turnovers 0

Steals 0

Blocks 0

Personal fouls 1

Fouls drawn 0

Legend

PF-PA	Points in favour - Points against
FGM	Field Goals Made
FGA	Field Goals Attempted
FG%	Field Goal Percentage -> $(FGM / FGA) * 100$
3PM	3 Point Field Goals Made
3PA	3 Point Field Goals Attempted
3P%	3 Point Field Goals Percentage -> $(3PM / 3PA) * 100$
2PM	2 Point Field Goals Made
2PA	2 Point Field Goals Attempted
2P%	2 Point Field Goals Percentage -> $(2PM / 2PA) * 100$
FTM	Free Throws Made
FTA	Free Throws Attempted
FT%	Free Throws Percentage -> $(FTM / FTA) * 100$
OREB	Offensive Rebounds
DREB	Defensive Rebounds
REB	Rebounds
AST	Assists
TOV	Turnovers
STL	Steals
BLK	Blocks
SR	Shots rejected
PF	Personal Fouls
PFD	Personal Fouls Drawn
PIR	Performance Index Rating -> $((PTS + REB + AST + STL + BLK + PFD) - ((FGA - FGM) + (FTA - FTM) + TO + PF))$
EFF	Efficiency -> $((PTS + REB + AST + STL + BLK) - ((FGA - FGM) + (FTA - FTM) + TO))$
+/-	Plus Minus