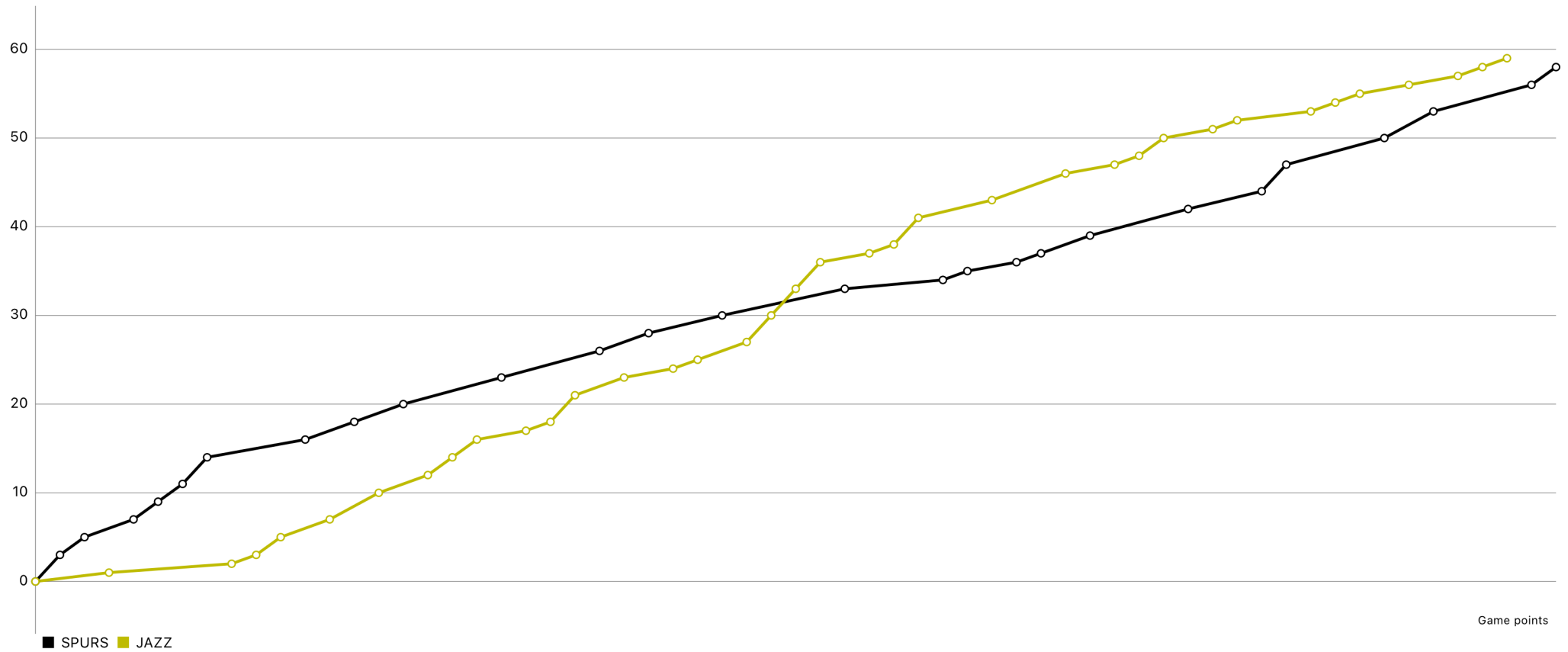


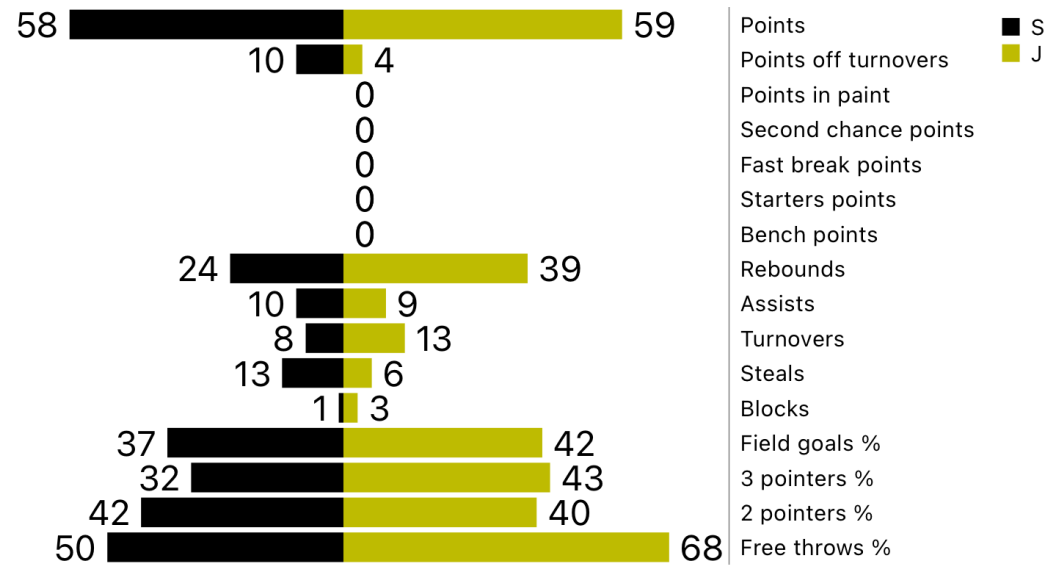
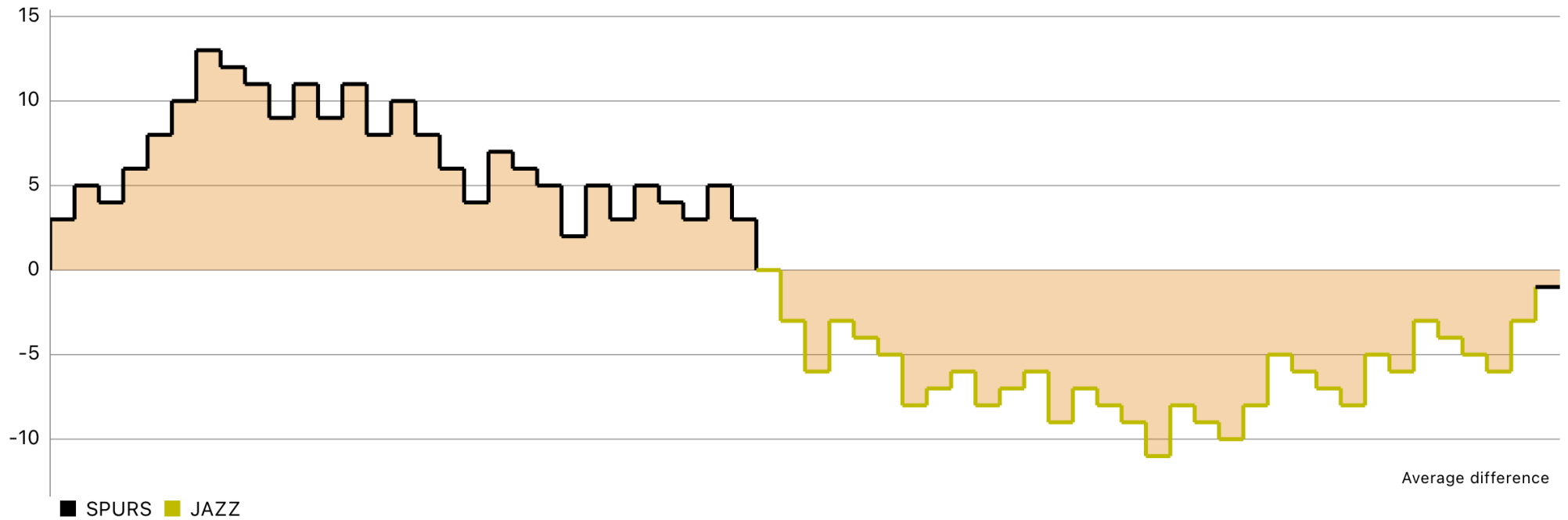
SPURS (58) vs (59) JAZZ

Game report (Dec 8, 2024)



Basketball
Stats Assistant





Points	Q1	Q2	Total
SPURS	26	32	58
JAZZ	21	38	59

Possessions	Q1	Q2	Total
SPURS	37	31	68
JAZZ	36	30	66

SPURS	Team leaders	JAZZ
Liam Grass (21)	Points	Jay Hawkes (18)
DeAnte Clarke (5)	Assists	Zac Robida (4)
Ian Robertshaw (5)	Rebounds	DeSean Cromwell, Cordell Stuart (10)
Liam Grass (21)	Efficiency	Jay Hawkes (22)

Largest lead	Worst lead
11 (39-50)	-13 (14-1)

SPURS																												
N°	Player	MIN	PTS	FGM	FGA	FG%	3PM	3PA	3P%	2PM	2PA	2P%	FTM	FTA	FT%	OREB	DREB	REB	AST	TOV	STL	BLK	SR	PF	PFD	PIR	EFF	+/-
14	DeAnte Clarke	40:00	10	3	12	25.0%	1	9	11.1%	2	3	66.7%	3	4	75.0%	1	3	4	5	4	6	0	0	1	0	10	11	8
18	Ian Robertshaw	20:00	3	1	3	33.3%	0	2	0.0%	1	1	100.0%	1	2	50.0%	1	4	5	1	0	1	0	0	2	0	5	7	-2
22	Glynn Ross II	00:00	2	1	4	25.0%	0	1	0.0%	1	3	33.3%	0	1	0.0%	1	1	2	0	0	0	0	0	1	0	-1	0	-12
23	Ryan Gorman	40:00	10	4	14	28.6%	2	8	25.0%	2	6	33.3%	0	1	0.0%	2	2	4	0	0	0	0	0	4	0	-1	3	3
24	Liam Grass	40:00	21	8	14	57.1%	5	7	71.4%	3	7	42.9%	0	0	0.0%	1	2	3	0	1	3	1	0	4	0	17	21	-2
27	Ben Darling	20:00	8	3	7	42.9%	2	4	50.0%	1	3	33.3%	0	0	0.0%	1	0	1	3	1	2	0	0	6	0	3	9	3
34	Chris Field	40:00	4	2	4	50.0%	0	0	0.0%	2	4	50.0%	0	0	0.0%	0	4	4	1	2	1	0	0	1	0	5	6	6
91	David King	00:00	0	0	1	0.0%	0	0	0.0%	0	1	0.0%	0	0	0.0%	0	1	1	0	0	0	0	0	2	0	-2	0	-9
Total			58	22	59	37.3%	10	31	32.3%	12	28	42.9%	4	8	50.0%	7	17	24	10	8	13	1	0	21	0	36	57	-

JAZZ																												
N°	Player	MIN	PTS	FGM	FGA	FG%	3PM	3PA	3P%	2PM	2PA	2P%	FTM	FTA	FT%	OREB	DREB	REB	AST	TOV	STL	BLK	SR	PF	PFD	PIR	EFF	+/-
5	DeSean Cromwell	20:00	13	2	9	22.2%	0	4	0.0%	2	5	40.0%	9	13	69.2%	3	7	10	1	1	0	2	0	4	0	10	14	1
11	Jay Hawkes	00:00	18	5	9	55.6%	4	5	80.0%	1	4	25.0%	4	6	66.7%	3	2	5	1	0	4	0	0	1	0	21	22	1
20	Josh Gormley	00:00	7	3	7	42.9%	1	3	33.3%	2	4	50.0%	0	1	0.0%	2	2	4	0	3	1	0	0	5	0	-1	4	7
31	Cordell Stuart	20:00	14	4	9	44.4%	2	2	100.0%	2	7	28.6%	4	5	80.0%	1	9	10	2	2	0	1	0	2	0	17	19	3
32	Aaron Bailey	00:00	0	0	0	0.0%	0	0	0.0%	0	0	0.0%	0	0	0.0%	0	0	0	0	0	0	0	0	0	0	0	0	-
42	Mendez Yopp	00:00	0	0	0	0.0%	0	0	0.0%	0	0	0.0%	0	0	0.0%	0	0	0	0	0	0	0	0	0	0	0	0	-
48	Zac Robida	40:00	3	0	2	0.0%	0	2	0.0%	0	0	0.0%	3	4	75.0%	1	3	4	4	2	0	0	0	1	0	5	6	-11
88	Aaron Casey	40:00	4	2	2	100.0%	0	0	0.0%	2	2	100.0%	0	0	0.0%	1	5	6	1	5	1	0	0	1	0	6	7	4
Total			59	16	38	42.1%	7	16	43.8%	9	22	40.9%	20	29	69.0%	11	28	39	9	13	6	3	0	14	0	58	72	-

DeSean Cromwell

13 points | 0 fast break points | 0 points in paint | 0 second chance points



	FG	T3	T2	FT
Made	2	0	2	9
Attempted	9	4	5	13
%	22.2%	0.0%	40.0%	69.2%

Minutes 20:00

+/- 1

Efficiency 14

Def. rebounds 7

Off. rebounds 3

Rebounds 10

Assists 1

Turnovers 1

Steals 0

Blocks 2

Personal fouls 4

Fouls drawn 0

Jay Hawkes

18 points | 0 fast break points | 0 points in paint | 0 second chance points



	FG	T3	T2	FT
Made	5	4	1	4
Attempted	9	5	4	6
%	55.6%	80.0%	25.0%	66.7%

Minutes 00:00

+/- 1

Efficiency 22

Def. rebounds 2

Off. rebounds 3

Rebounds 5

Assists 1

Turnovers 0

Steals 4

Blocks 0

Personal fouls 1

Fouls drawn 0

Josh Gormley

7 points | 0 fast break points | 0 points in paint | 0 second chance points



	FG	T3	T2	FT
Made	3	1	2	0
Attempted	7	3	4	1
%	42.9%	33.3%	50.0%	0.0%

Minutes 00:00

+/- 7

Efficiency 4

Def. rebounds 2

Off. rebounds 2

Rebounds 4

Assists 0

Turnovers 3

Steals 1


Blocks 0

Personal fouls 5

Fouls drawn 0

Cordell Stuart

14 points | 0 fast break points | 0 points in paint | 0 second chance points



	FG	T3	T2	FT
Made	4	2	2	4
Attempted	9	2	7	5
%	44.4%	100.0%	28.6%	80.0%

Minutes 20:00

+/- 3

Efficiency 19

Def. rebounds 9

Off. rebounds 1

Rebounds 10

Assists 2

Turnovers 2

Steals 0


Blocks 1

Personal fouls 2

Fouls drawn 0

Aaron Bailey

0 points | 0 fast break points | 0 points in paint | 0 second chance points



	FG	T3	T2	FT
Made	0	0	0	0
Attempted	0	0	0	0
%	0.0%	0.0%	0.0%	0.0%

Minutes 00:00

+/- -
Efficiency 0

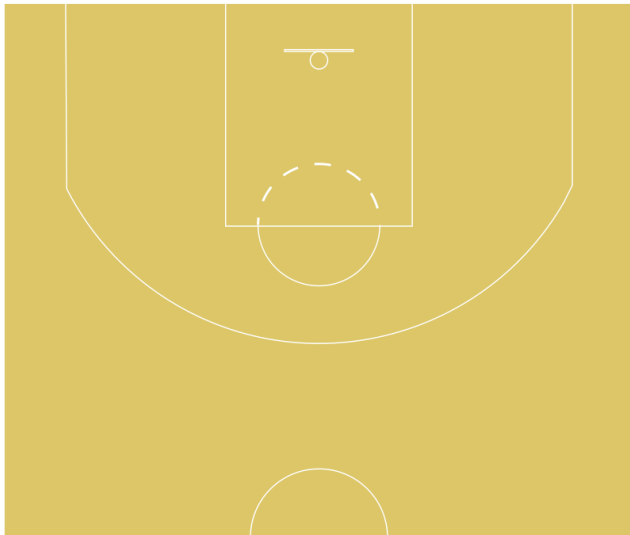
Def. rebounds 0
Off. rebounds 0
Rebounds 0

Assists 0
Turnovers 0
Steals 0

Blocks 0
Personal fouls 0
Fouls drawn 0

Mendez Yopp

0 points | 0 fast break points | 0 points in paint | 0 second chance points



	FG	T3	T2	FT
Made	0	0	0	0
Attempted	0	0	0	0
%	0.0%	0.0%	0.0%	0.0%

Minutes 00:00

+/- -
Efficiency 0

Def. rebounds 0
Off. rebounds 0
Rebounds 0

Assists 0
Turnovers 0
Steals 0

Blocks 0
Personal fouls 0
Fouls drawn 0

Zac Robida

3 points | 0 fast break points | 0 points in paint | 0 second chance points



	FG	T3	T2	FT
Made	0	0	0	3
Attempted	2	2	0	4
%	0.0%	0.0%	0.0%	75.0%

Minutes 40:00

+/- -11

Efficiency 6

Def. rebounds 3

Off. rebounds 1

Rebounds 4

Assists 4

Turnovers 2

Steals 0

Blocks 0

Personal fouls 1

Fouls drawn 0

Aaron Casey

4 points | 0 fast break points | 0 points in paint | 0 second chance points



	FG	T3	T2	FT
Made	2	0	2	0
Attempted	2	0	2	0
%	100.0%	0.0%	100.0%	0.0%

Minutes 40:00

+/- 4

Efficiency 7

Def. rebounds 5

Off. rebounds 1

Rebounds 6

Assists 1

Turnovers 5

Steals 1

Blocks 0

Personal fouls 1

Fouls drawn 0

Legend

PF-PA	Points in favour - Points against
FGM	Field Goals Made
FGA	Field Goals Attempted
FG%	Field Goal Percentage -> $(FGM / FGA) * 100$
3PM	3 Point Field Goals Made
3PA	3 Point Field Goals Attempted
3P%	3 Point Field Goals Percentage -> $(3PM / 3PA) * 100$
2PM	2 Point Field Goals Made
2PA	2 Point Field Goals Attempted
2P%	2 Point Field Goals Percentage -> $(2PM / 2PA) * 100$
FTM	Free Throws Made
FTA	Free Throws Attempted
FT%	Free Throws Percentage -> $(FTM / FTA) * 100$
OREB	Offensive Rebounds
DREB	Defensive Rebounds
REB	Rebounds
AST	Assists
TOV	Turnovers
STL	Steals
BLK	Blocks
SR	Shots rejected
PF	Personal Fouls
PFD	Personal Fouls Drawn
PIR	Performance Index Rating -> $((PTS + REB + AST + STL + BLK + PFD) - ((FGA - FGM) + (FTA - FTM) + TO + PF))$
EFF	Efficiency -> $((PTS + REB + AST + STL + BLK) - ((FGA - FGM) + (FTA - FTM) + TO))$
+/-	Plus Minus