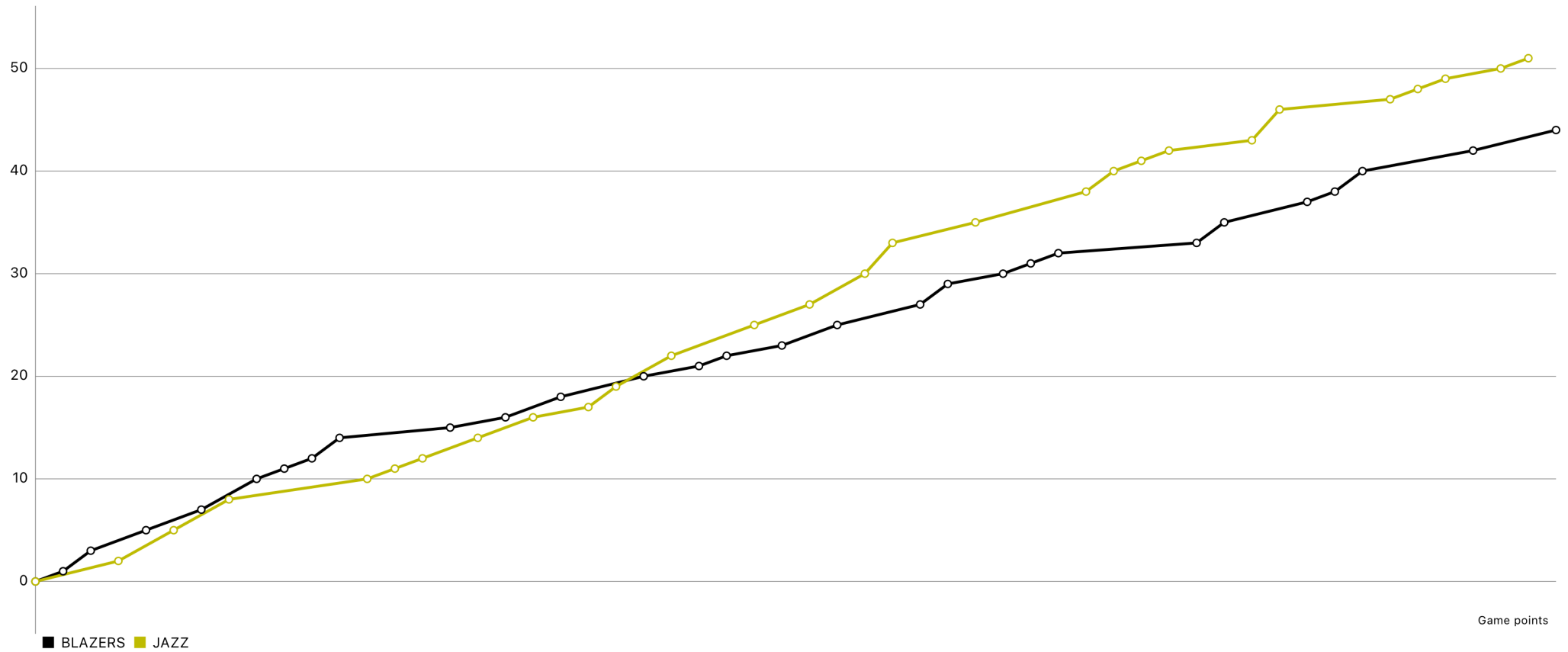


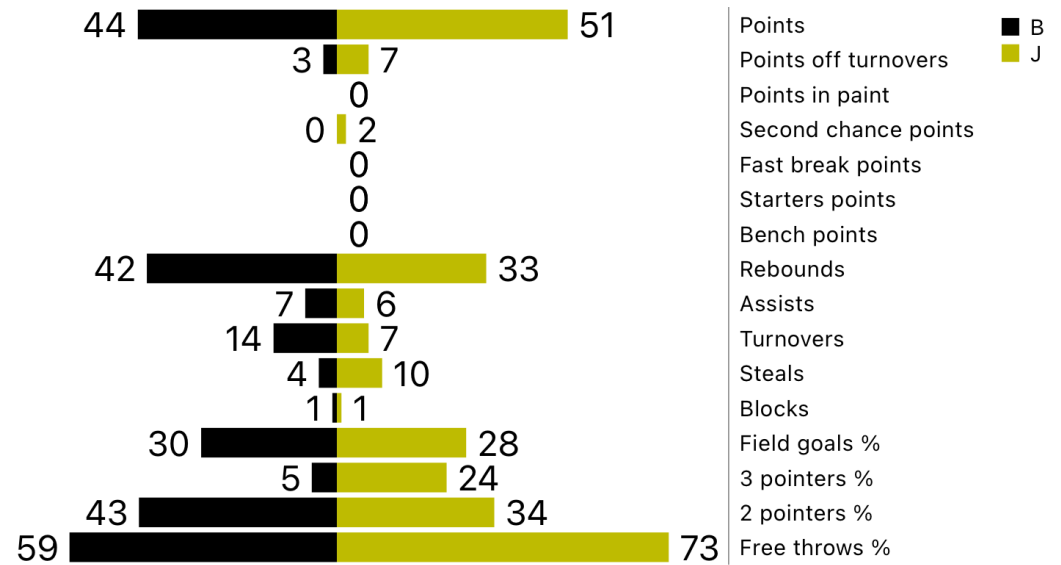
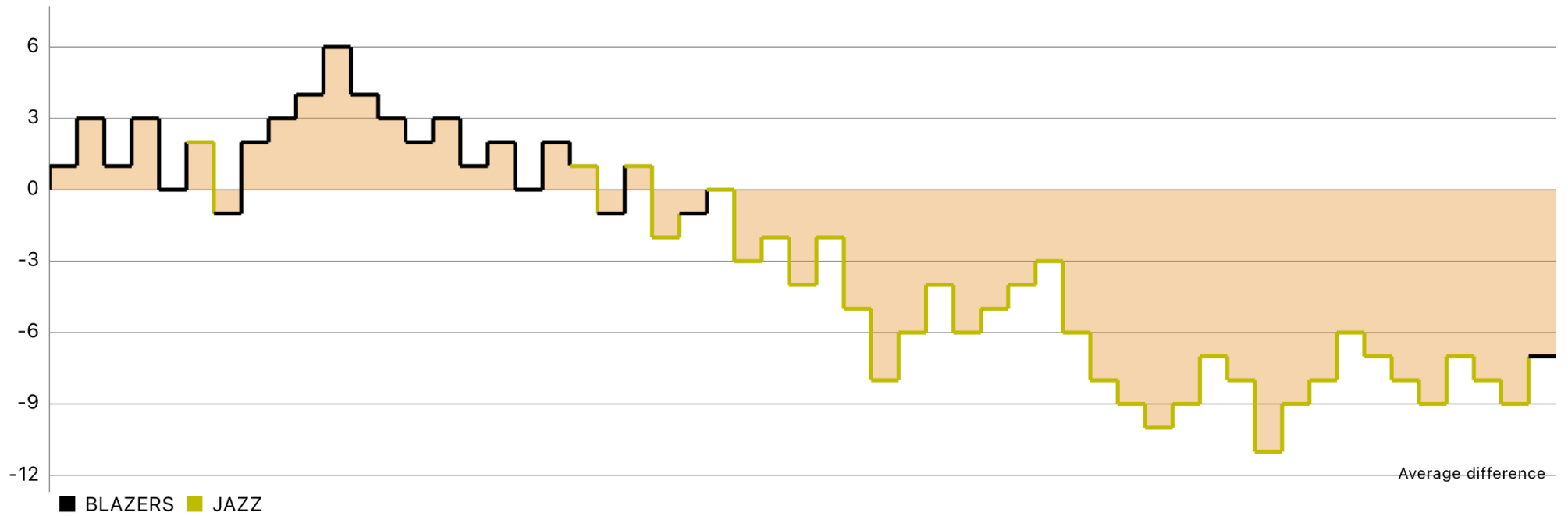
BLAZERS (44) vs (51) JAZZ

Game report (Oct 6, 2024)



Basketball
Stats Assistant





Points	Q1	Q2	Total
BLAZERS	23	21	44
JAZZ	25	26	51

Possessions	Q1	Q2	Total
BLAZERS	34	27	61
JAZZ	35	25	60

BLAZERS	Team leaders	JAZZ
Amir Moss (16)	Points	DeSean Cromwell (16)
Amir Moss (3)	Assists	Josh Gormley, Cordell Stuart (2)
Amir Moss (14)	Rebounds	Josh Gormley (12)
Shane Facciponti (15)	Efficiency	Josh Gormley (17)

Largest lead	Worst lead
11 (35-46)	-6 (14-8)

BLAZERS

N°	Player	MIN	PTS	FGM	FGA	FG%	3PM	3PA	3P%	2PM	2PA	2P%	FTM	FTA	FT%	OREB	DREB	REB	AST	TOV	STL	BLK	SR	PF	PFD	PIR	EFF	+/-
3	Stillman Mahan	00:00	0	0	0	0.0%	0	0	0.0%	0	0	0.0%	0	0	0.0%	0	0	0	0	0	0	0	0	0	0	0	0	1
4	Cam Mitchell	00:00	0	0	0	0.0%	0	0	0.0%	0	0	0.0%	0	0	0.0%	0	0	0	0	0	0	0	0	0	0	0	0	1
9	Koen Robida	20:00	1	0	4	0.0%	0	4	0.0%	0	0	0.0%	1	2	50.0%	0	6	6	2	2	1	0	0	2	0	1	3	-5
18	DJ Carr	40:00	0	0	0	0.0%	0	0	0.0%	0	0	0.0%	0	0	0.0%	0	0	0	0	1	1	0	0	0	0	0	0	-2
27	Shane Facciponti	00:00	12	5	14	35.7%	0	2	0.0%	5	12	41.7%	2	2	100.0%	6	3	9	2	1	1	1	0	3	0	12	15	-7
30	Trey Roberts	20:00	2	1	3	33.3%	0	2	0.0%	1	1	100.0%	0	0	0.0%	1	3	4	0	1	0	0	0	1	0	2	3	-7
77	Salad Sheikh	20:00	13	5	11	45.5%	1	5	20.0%	4	6	66.7%	2	4	50.0%	1	8	9	0	2	1	0	0	3	0	10	13	-8
98	Amir Moss	20:00	16	4	18	22.2%	0	5	0.0%	4	13	30.8%	8	14	57.1%	2	12	14	3	7	0	0	0	6	0	0	6	-8
Total			44	15	50	30.0%	1	18	5.6%	14	32	43.8%	13	22	59.1%	10	32	42	7	14	4	1	0	15	0	25	40	-

JAZZ

N°	Player	MIN	PTS	FGM	FGA	FG%	3PM	3PA	3P%	2PM	2PA	2P%	FTM	FTA	FT%	OREB	DREB	REB	AST	TOV	STL	BLK	SR	PF	PFD	PIR	EFF	+/-
5	DeSean Cromwell	20:00	16	4	14	28.6%	0	7	0.0%	4	7	57.1%	8	11	72.7%	2	6	8	1	0	3	0	0	4	0	11	15	7
11	Jay Hawkes	00:00	8	2	14	14.3%	2	11	18.2%	0	3	0.0%	2	3	66.7%	1	1	2	1	0	0	0	0	1	0	-3	-2	7
20	Josh Gormley	40:00	7	3	9	33.3%	1	5	20.0%	2	4	50.0%	0	0	0.0%	3	9	12	2	3	4	1	0	4	0	13	17	8
31	Cordell Stuart	40:00	8	3	9	33.3%	2	5	40.0%	1	4	25.0%	0	0	0.0%	0	9	9	2	0	0	0	0	1	0	12	13	3
32	Aaron Bailey	00:00	0	0	0	0.0%	0	0	0.0%	0	0	0.0%	0	0	0.0%	0	0	0	0	0	0	0	0	0	0	0	0	-
42	Mendez Yopp	00:00	0	0	0	0.0%	0	0	0.0%	0	0	0.0%	0	0	0.0%	0	0	0	0	0	0	0	0	0	0	0	0	-
48	Zac Robida	40:00	10	3	5	60.0%	3	5	60.0%	0	0	0.0%	1	1	100.0%	0	1	1	0	3	2	0	0	0	0	8	8	-4
88	Aaron Casey	20:00	2	1	5	20.0%	0	0	0.0%	1	5	20.0%	0	0	0.0%	1	0	1	0	1	1	0	0	4	0	-5	-1	14
Total			51	16	56	28.6%	8	33	24.2%	8	23	34.8%	11	15	73.3%	7	26	33	6	7	10	1	0	14	0	36	50	-

DeSean Cromwell

16 points | 0 fast break points | 0 points in paint | 0 second chance points



	FG	T3	T2	FT
Made	4	0	4	8
Attempted	14	7	7	11
%	28.6%	0.0%	57.1%	72.7%

Minutes 20:00

+/- 7

Efficiency 15

Def. rebounds 6

Off. rebounds 2

Rebounds 8

Assists 1

Turnovers 0

Steals 3

Blocks 0

Personal fouls 4

Fouls drawn 0

Jay Hawkes

8 points | 0 fast break points | 0 points in paint | 0 second chance points



	FG	T3	T2	FT
Made	2	2	0	2
Attempted	14	11	3	3
%	14.3%	18.2%	0.0%	66.7%

Minutes 00:00

+/- 7

Efficiency -2

Def. rebounds 1

Off. rebounds 1

Rebounds 2

Assists 1

Turnovers 0

Steals 0

Blocks 0

Personal fouls 1

Fouls drawn 0

Josh Gormley

7 points | 0 fast break points | 0 points in paint | 2 second chance points



	FG	T3	T2	FT
Made	3	1	2	0
Attempted	9	5	4	0
%	33.3%	20.0%	50.0%	0.0%

Minutes 40:00

+/- 8

Efficiency 17

Def. rebounds 9

Off. rebounds 3

Rebounds 12

Assists 2

Turnovers 3

Steals 4


Blocks 1

Personal fouls 4

Fouls drawn 0

Cordell Stuart

8 points | 0 fast break points | 0 points in paint | 0 second chance points



	FG	T3	T2	FT
Made	3	2	1	0
Attempted	9	5	4	0
%	33.3%	40.0%	25.0%	0.0%

Minutes 40:00

+/- 3

Efficiency 13

Def. rebounds 9

Off. rebounds 0

Rebounds 9

Assists 2

Turnovers 0

Steals 0


Blocks 0

Personal fouls 1

Fouls drawn 0

Aaron Bailey

0 points | 0 fast break points | 0 points in paint | 0 second chance points



	FG	T3	T2	FT
Made	0	0	0	0
Attempted	0	0	0	0
%	0.0%	0.0%	0.0%	0.0%

Minutes 00:00

+/- -
Efficiency 0

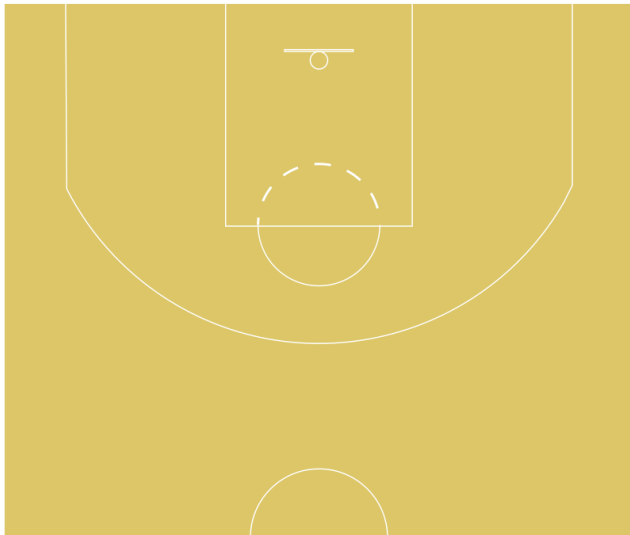
Def. rebounds 0
Off. rebounds 0
Rebounds 0

Assists 0
Turnovers 0
Steals 0

Blocks 0
Personal fouls 0
Fouls drawn 0

Mendez Yopp

0 points | 0 fast break points | 0 points in paint | 0 second chance points



	FG	T3	T2	FT
Made	0	0	0	0
Attempted	0	0	0	0
%	0.0%	0.0%	0.0%	0.0%

Minutes 00:00

+/- -
Efficiency 0

Def. rebounds 0
Off. rebounds 0
Rebounds 0

Assists 0
Turnovers 0
Steals 0

Blocks 0
Personal fouls 0
Fouls drawn 0

Zac Robida

10 points | 0 fast break points | 0 points in paint | 0 second chance points



	FG	T3	T2	FT
Made	3	3	0	1
Attempted	5	5	0	1
%	60.0%	60.0%	0.0%	100.0%

Minutes 40:00

+/- -4

Efficiency 8

Def. rebounds 1

Off. rebounds 0

Rebounds 1

Assists 0

Turnovers 3

Steals 2

Blocks 0

Personal fouls 0

Fouls drawn 0

Aaron Casey

2 points | 0 fast break points | 0 points in paint | 0 second chance points



	FG	T3	T2	FT
Made	1	0	1	0
Attempted	5	0	5	0
%	20.0%	0.0%	20.0%	0.0%

Minutes 20:00

+/- 14

Efficiency -1

Def. rebounds 0

Off. rebounds 1

Rebounds 1

Assists 0

Turnovers 1

Steals 1

Blocks 0

Personal fouls 4

Fouls drawn 0

Legend

PF-PA	Points in favour - Points against
FGM	Field Goals Made
FGA	Field Goals Attempted
FG%	Field Goal Percentage -> $(FGM / FGA) * 100$
3PM	3 Point Field Goals Made
3PA	3 Point Field Goals Attempted
3P%	3 Point Field Goals Percentage -> $(3PM / 3PA) * 100$
2PM	2 Point Field Goals Made
2PA	2 Point Field Goals Attempted
2P%	2 Point Field Goals Percentage -> $(2PM / 2PA) * 100$
FTM	Free Throws Made
FTA	Free Throws Attempted
FT%	Free Throws Percentage -> $(FTM / FTA) * 100$
OREB	Offensive Rebounds
DREB	Defensive Rebounds
REB	Rebounds
AST	Assists
TOV	Turnovers
STL	Steals
BLK	Blocks
SR	Shots rejected
PF	Personal Fouls
PFD	Personal Fouls Drawn
PIR	Performance Index Rating -> $((PTS + REB + AST + STL + BLK + PFD) - ((FGA - FGM) + (FTA - FTM) + TO + PF))$
EFF	Efficiency -> $((PTS + REB + AST + STL + BLK) - ((FGA - FGM) + (FTA - FTM) + TO))$
+/-	Plus Minus