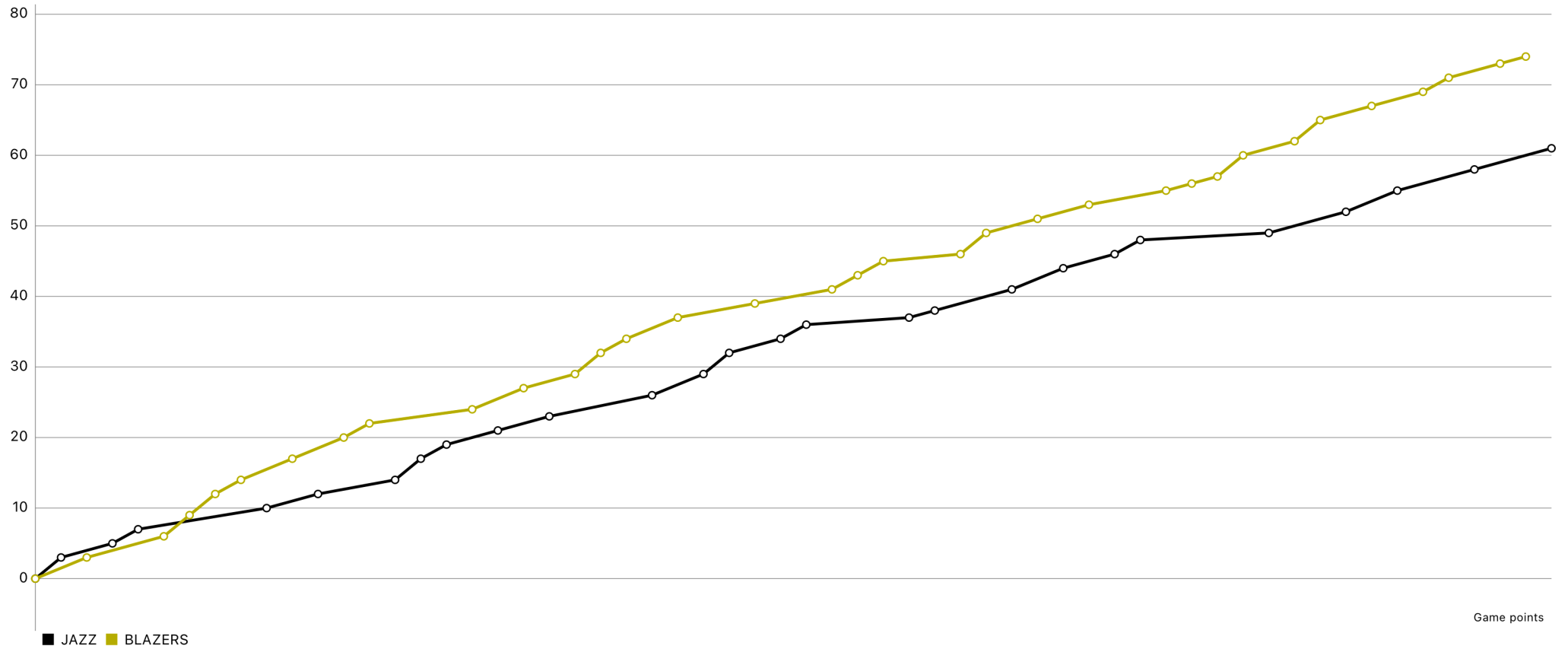


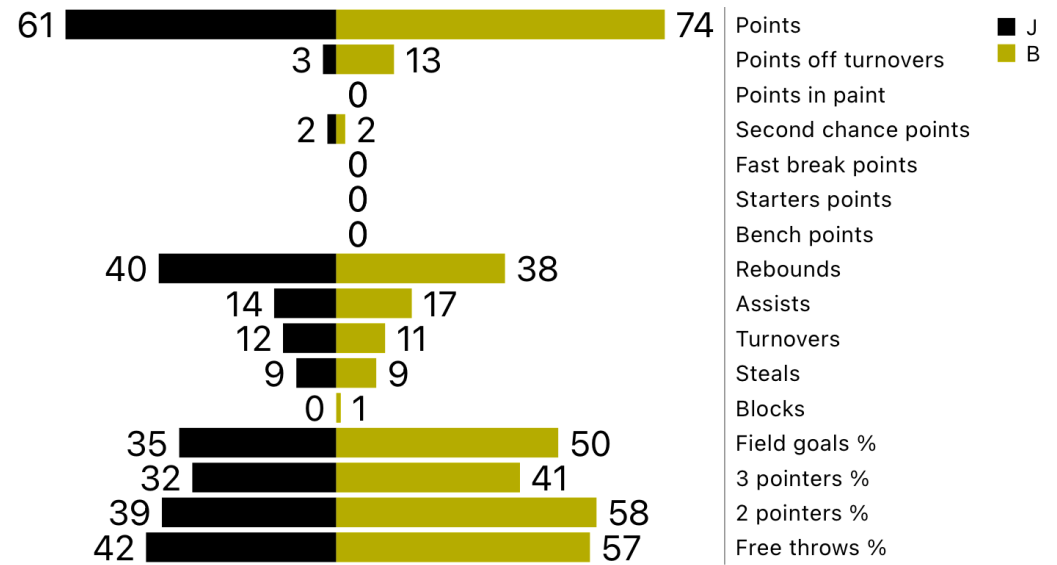
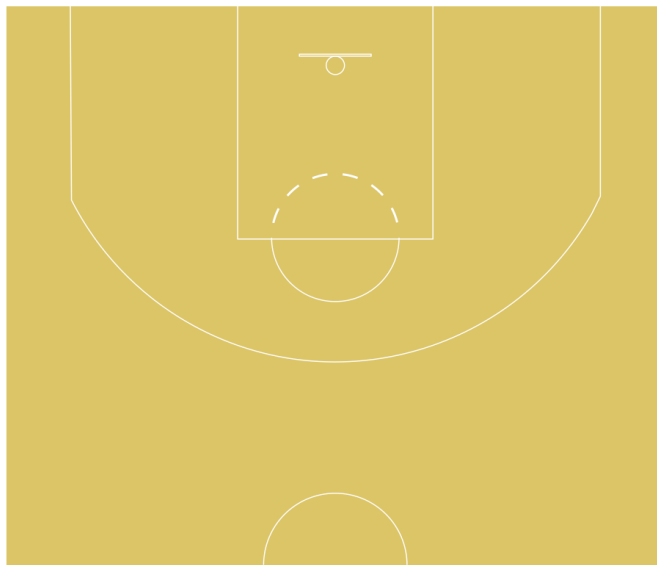
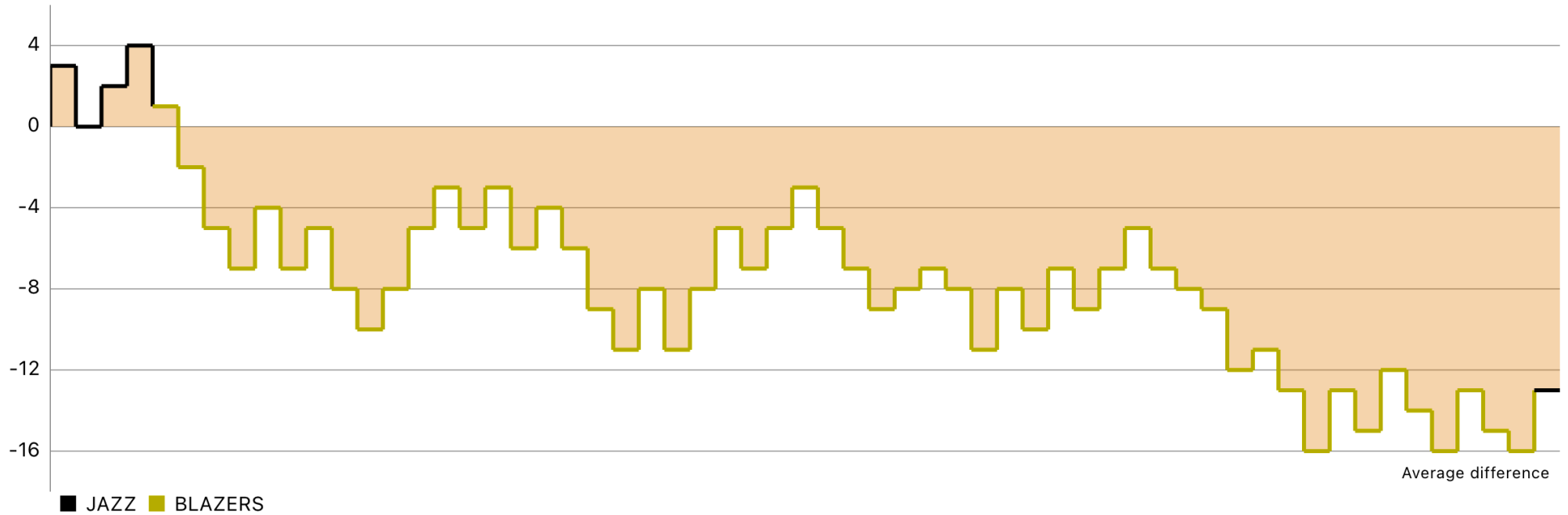
# JAZZ (61) vs (74) BLAZERS

Game report (Nov 10, 2024)



Basketball  
Stats Assistant





Points	Q1	Q2	Total
JAZZ	36	25	61
BLAZERS	43	31	74

Possessions	Q1	Q2	Total
JAZZ	36	28	63
BLAZERS	33	29	62

JAZZ	Team leaders	BLAZERS
DeSean Cromwell ( 19 )	Points	Amir Moss ( 22 )
Zac Robida ( 4 )	Assists	Stillman Mahan ( 6 )
DeSean Cromwell ( 13 )	Rebounds	Amir Moss ( 12 )
DeSean Cromwell ( 19 )	Efficiency	Cam Mitchell ( 25 )

Largest lead	Worst lead
16 (49-65)	-4 (7-3)

JAZZ

N°	Player	MIN	PTS	FGM	FGA	FG%	3PM	3PA	3P%	2PM	2PA	2P%	FTM	FTA	FT%	OREB	DREB	REB	AST	TOV	STL	BLK	SR	PF	PFD	PIR	EFF	+/-
5	DeSean Cromwell	20:00	19	7	19	36.8%	3	12	25.0%	4	7	57.1%	2	3	66.7%	4	9	13	3	4	1	0	0	3	0	16	19	-13
11	Jay Hawkes	00:00	16	6	14	42.9%	4	10	40.0%	2	4	50.0%	0	0	0.0%	0	4	4	3	1	3	0	0	1	0	16	17	-13
20	Josh Gormley	40:00	9	3	7	42.9%	3	4	75.0%	0	3	0.0%	0	1	0.0%	4	4	8	2	4	2	0	0	0	0	12	12	-6
31	Cordell Stuart	20:00	10	4	12	33.3%	1	7	14.3%	3	5	60.0%	1	3	33.3%	2	5	7	1	0	1	0	0	0	0	9	9	-17
32	Aaron Bailey	00:00	0	0	0	0.0%	0	0	0.0%	0	0	0.0%	0	0	0.0%	0	0	0	0	0	0	0	0	0	0	0	0	-
42	Mendez Yopp	00:00	0	0	0	0.0%	0	0	0.0%	0	0	0.0%	0	0	0.0%	0	0	0	0	0	0	0	0	0	0	0	0	-
48	Zac Robida	20:00	3	1	7	14.3%	1	4	25.0%	0	3	0.0%	0	0	0.0%	0	1	1	4	2	0	0	0	1	0	-1	0	-11
88	Aaron Casey	40:00	4	2	6	33.3%	0	0	0.0%	2	6	33.3%	0	0	0.0%	4	3	7	1	1	2	0	0	2	0	7	9	-5
<b>Total</b>			<b>61</b>	<b>23</b>	<b>65</b>	<b>35.4%</b>	<b>12</b>	<b>37</b>	<b>32.4%</b>	<b>11</b>	<b>28</b>	<b>39.3%</b>	<b>3</b>	<b>7</b>	<b>42.9%</b>	<b>14</b>	<b>26</b>	<b>40</b>	<b>14</b>	<b>12</b>	<b>9</b>	<b>0</b>	<b>0</b>	<b>7</b>	<b>0</b>	<b>59</b>	<b>66</b>	<b>-</b>

BLAZERS

N°	Player	MIN	PTS	FGM	FGA	FG%	3PM	3PA	3P%	2PM	2PA	2P%	FTM	FTA	FT%	OREB	DREB	REB	AST	TOV	STL	BLK	SR	PF	PFD	PIR	EFF	+/-
3	Stillman Mahan	00:00	11	4	10	40.0%	1	4	25.0%	3	6	50.0%	2	4	50.0%	2	6	8	6	4	2	0	0	4	0	11	15	13
4	Cam Mitchell	20:00	17	6	9	66.7%	5	8	62.5%	1	1	100.0%	0	0	0.0%	0	5	5	3	0	3	0	0	0	0	25	25	10
9	Koen Robida	40:00	6	2	7	28.6%	2	7	28.6%	0	0	0.0%	0	0	0.0%	0	3	3	2	0	1	0	0	0	0	7	7	13
18	DJ Carr	00:00	0	0	0	0.0%	0	0	0.0%	0	0	0.0%	0	0	0.0%	0	0	0	0	0	0	0	0	0	0	0	0	-
27	Shane Facciponti	00:00	0	0	0	0.0%	0	0	0.0%	0	0	0.0%	0	0	0.0%	0	0	0	0	0	0	0	0	0	0	0	0	-
30	Trey Roberts	20:00	14	5	7	71.4%	4	6	66.7%	1	1	100.0%	0	0	0.0%	0	2	2	4	1	0	0	0	0	0	17	17	14
77	Salad Sheikh	40:00	4	2	8	25.0%	0	1	0.0%	2	7	28.6%	0	0	0.0%	4	4	8	2	1	1	0	0	2	0	6	8	13
98	Amir Moss	20:00	22	10	17	58.8%	0	3	0.0%	10	14	71.4%	2	3	66.7%	1	11	12	0	5	2	1	0	3	0	21	24	2
<b>Total</b>			<b>74</b>	<b>29</b>	<b>58</b>	<b>50.0%</b>	<b>12</b>	<b>29</b>	<b>41.4%</b>	<b>17</b>	<b>29</b>	<b>58.6%</b>	<b>4</b>	<b>7</b>	<b>57.1%</b>	<b>7</b>	<b>31</b>	<b>38</b>	<b>17</b>	<b>11</b>	<b>9</b>	<b>1</b>	<b>0</b>	<b>9</b>	<b>0</b>	<b>87</b>	<b>96</b>	<b>-</b>

## Stillman Mahan

11 points | 0 fast break points | 0 points in paint | 0 second chance points



	FG	T3	T2	FT
Made	4	1	3	2
Attempted	10	4	6	4
%	40.0%	25.0%	50.0%	50.0%

Minutes 00:00

+/- 13

Efficiency 15

Def. rebounds 6

Off. rebounds 2

Rebounds 8

Assists 6

Turnovers 4

Steals 2


Blocks 0

Personal fouls 4

Fouls drawn 0

## Cam Mitchell

17 points | 0 fast break points | 0 points in paint | 0 second chance points



	FG	T3	T2	FT
Made	6	5	1	0
Attempted	9	8	1	0
%	66.7%	62.5%	100.0%	0.0%

Minutes 20:00

+/- 10

Efficiency 25

Def. rebounds 5

Off. rebounds 0

Rebounds 5

Assists 3

Turnovers 0

Steals 3

Blocks 0

Personal fouls 0

Fouls drawn 0

## Koen Robida

6 points | 0 fast break points | 0 points in paint | 0 second chance points



	FG	T3	T2	FT
Made	2	2	0	0
Attempted	7	7	0	0
%	28.6%	28.6%	0.0%	0.0%

Minutes 40:00

+/- 13

Efficiency 7

Def. rebounds 3

Off. rebounds 0

Rebounds 3

Assists 2

Turnovers 0

Steals 1


Blocks 0

Personal fouls 0

Fouls drawn 0

## DJ Carr

0 points | 0 fast break points | 0 points in paint | 0 second chance points



	FG	T3	T2	FT
Made	0	0	0	0
Attempted	0	0	0	0
%	0.0%	0.0%	0.0%	0.0%

Minutes 00:00

+/- -

Efficiency 0

Def. rebounds 0

Off. rebounds 0

Rebounds 0

Assists 0

Turnovers 0

Steals 0

Blocks 0

Personal fouls 0

Fouls drawn 0

## Shane Facciponti

0 points | 0 fast break points | 0 points in paint | 0 second chance points



	FG	T3	T2	FT
Made	0	0	0	0
Attempted	0	0	0	0
%	0.0%	0.0%	0.0%	0.0%

Minutes 00:00

+/- -

Efficiency 0

Def. rebounds 0

Off. rebounds 0

Rebounds 0

Assists 0

Turnovers 0

Steals 0

Blocks 0

Personal fouls 0

Fouls drawn 0

## Trey Roberts

14 points | 0 fast break points | 0 points in paint | 0 second chance points



	FG	T3	T2	FT
Made	5	4	1	0
Attempted	7	6	1	0
%	71.4%	66.7%	100.0%	0.0%

Minutes 20:00

+/- 14

Efficiency 17

Def. rebounds 2

Off. rebounds 0

Rebounds 2

Assists 4

Turnovers 1

Steals 0

Blocks 0

Personal fouls 0

Fouls drawn 0

## Salad Sheikh

4 points | 0 fast break points | 0 points in paint | 2 second chance points



	FG	T3	T2	FT
Made	2	0	2	0
Attempted	8	1	7	0
%	25.0%	0.0%	28.6%	0.0%

Minutes 40:00

+/- 13

Efficiency 8

Def. rebounds 4

Off. rebounds 4

Rebounds 8

Assists 2

Turnovers 1

Steals 1

Blocks 0

Personal fouls 2

Fouls drawn 0

## Amir Moss

22 points | 0 fast break points | 0 points in paint | 0 second chance points



	FG	T3	T2	FT
Made	10	0	10	2
Attempted	17	3	14	3
%	58.8%	0.0%	71.4%	66.7%

Minutes 20:00

+/- 2

Efficiency 24

Def. rebounds 11

Off. rebounds 1

Rebounds 12

Assists 0

Turnovers 5

Steals 2

Blocks 1

Personal fouls 3

Fouls drawn 0



## Legend

PF-PA	Points in favour - Points against
FGM	Field Goals Made
FGA	Field Goals Attempted
FG%	Field Goal Percentage -> $(FGM / FGA) * 100$
3PM	3 Point Field Goals Made
3PA	3 Point Field Goals Attempted
3P%	3 Point Field Goals Percentage -> $(3PM / 3PA) * 100$
2PM	2 Point Field Goals Made
2PA	2 Point Field Goals Attempted
2P%	2 Point Field Goals Percentage -> $(2PM / 2PA) * 100$
FTM	Free Throws Made
FTA	Free Throws Attempted
FT%	Free Throws Percentage -> $(FTM / FTA) * 100$
OREB	Offensive Rebounds
DREB	Defensive Rebounds
REB	Rebounds
AST	Assists
TOV	Turnovers
STL	Steals
BLK	Blocks
SR	Shots rejected
PF	Personal Fouls
PFD	Personal Fouls Drawn
PIR	Performance Index Rating -> $((PTS + REB + AST + STL + BLK + PFD) - ((FGA - FGM) + (FTA - FTM) + TO + PF))$
EFF	Efficiency -> $((PTS + REB + AST + STL + BLK) - ((FGA - FGM) + (FTA - FTM) + TO))$
+/-	Plus Minus