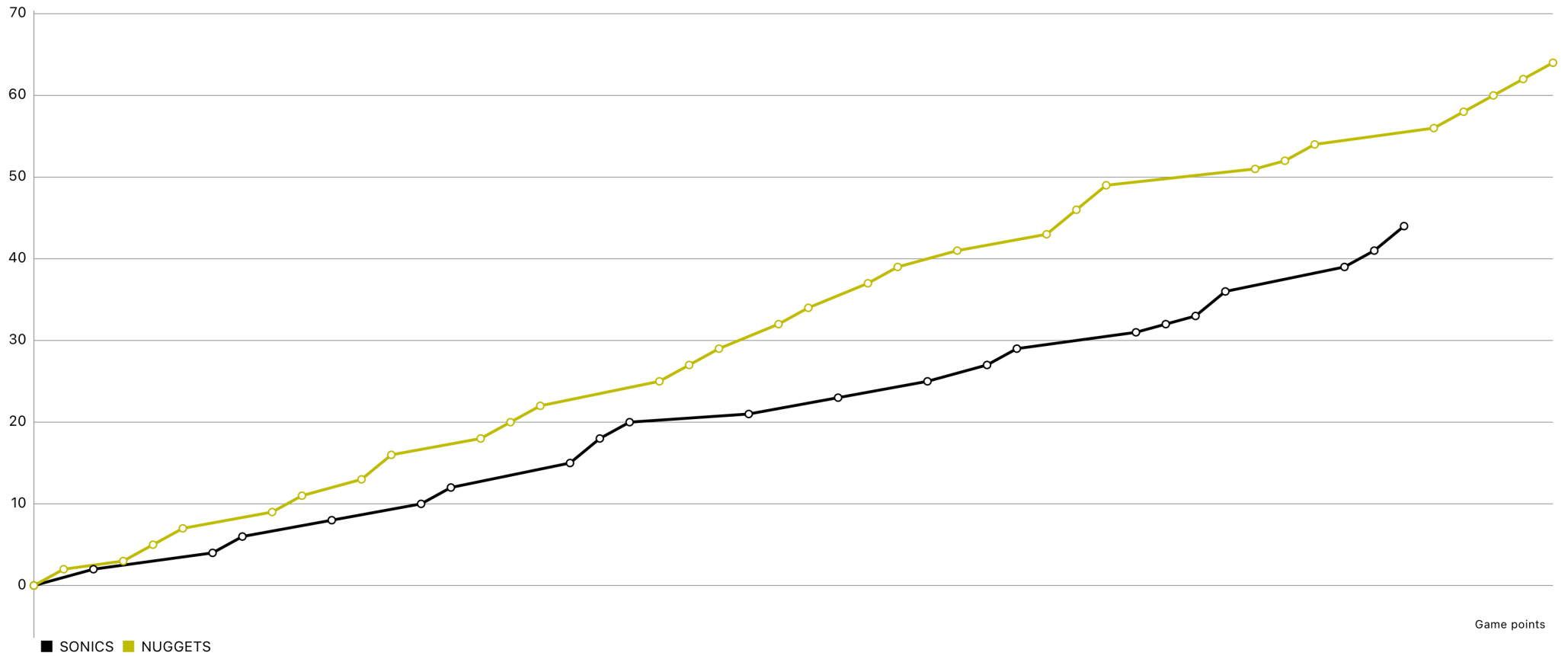


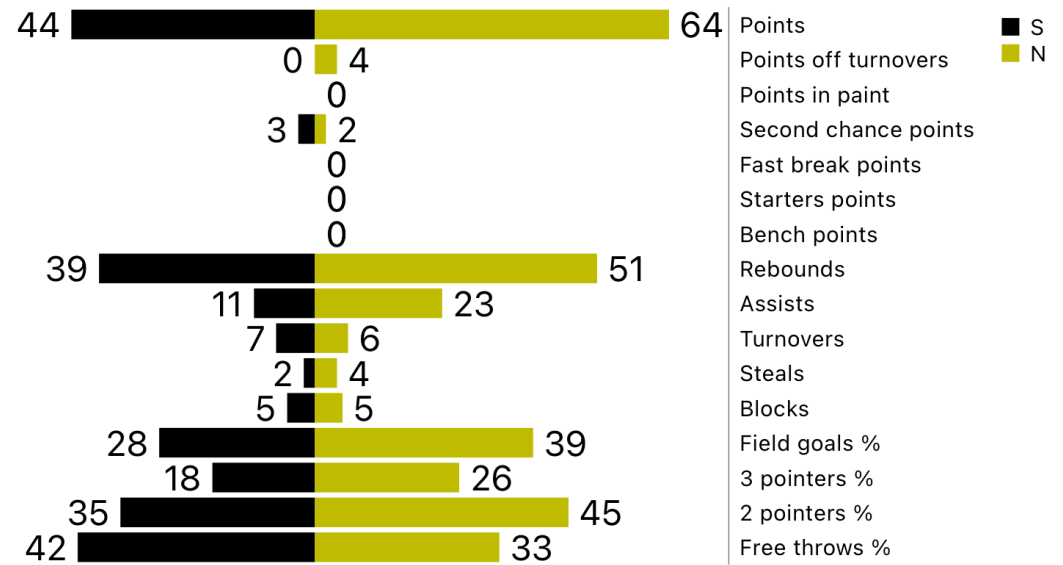
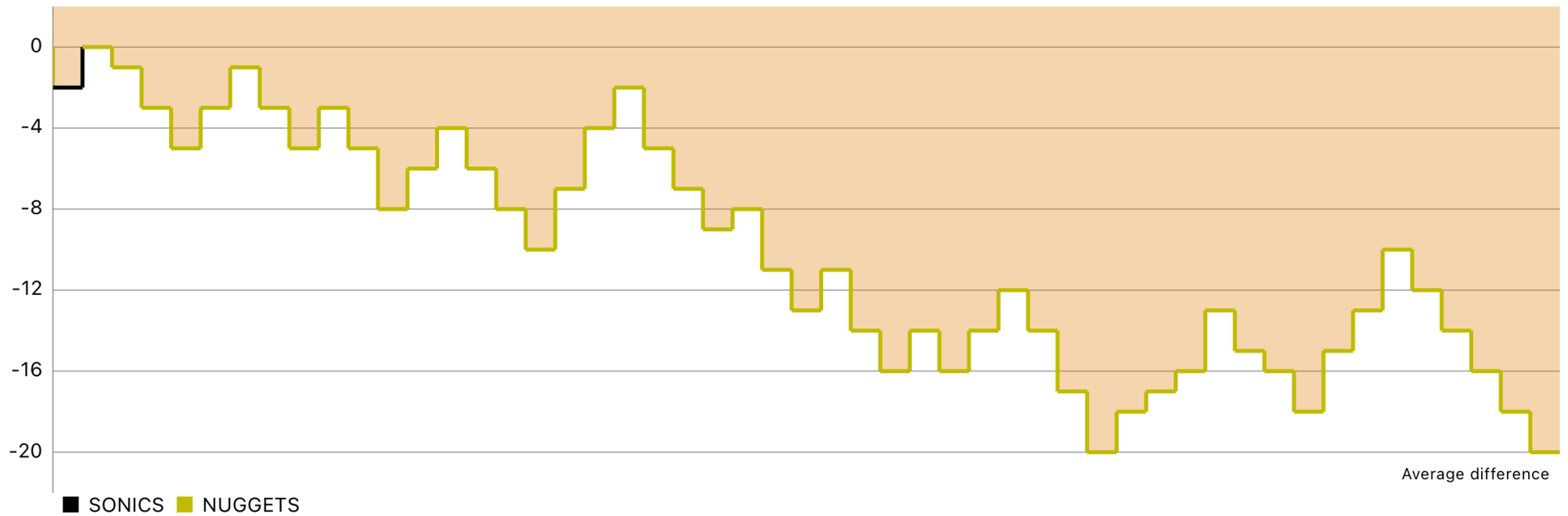
SONICS (44) vs (64) NUGGETS

Game report (Nov 10, 2024)



Basketball
Stats Assistant





Points	Q1	Q2	Total
SONICS	44	0	44
NUGGETS	64	0	64

Possessions	Q1	Q2	Total
SONICS	64	0	64
NUGGETS	65	0	65

SONICS	Team leaders	NUGGETS
Owen Martinson (18)	Points	Tyler Hethcoat (16)
Kreem George (5)	Assists	Tyler Hethcoat (7)
Kreem George (15)	Rebounds	Tyler Hethcoat (18)
Owen Martinson (19)	Efficiency	Tyler Hethcoat (28)

Largest lead	Worst lead
20 (29-49)	-0 (0-0)

SONICS

N°	Player	MIN	PTS	FGM	FGA	FG%	3PM	3PA	3P%	2PM	2PA	2P%	FTM	FTA	FT%	OREB	DREB	REB	AST	TOV	STL	BLK	SR	PF	PFD	PIR	EFF	+/-
2	Mo Dieng	00:00	0	0	0	0.0%	0	0	0.0%	0	0	0.0%	0	0	0.0%	0	0	0	0	0	0	0	0	0	0	0	0	-
21	Kionno Nelson	00:00	12	5	19	26.3%	1	7	14.3%	4	12	33.3%	1	2	50.0%	0	2	2	2	3	1	0	0	0	0	-1	-1	-20
22	Kreem George	00:00	6	3	15	20.0%	0	5	0.0%	3	10	30.0%	0	3	0.0%	4	11	15	5	1	0	0	0	1	0	9	10	-20
23	Trey Ballew	00:00	0	0	0	0.0%	0	0	0.0%	0	0	0.0%	0	0	0.0%	0	0	0	0	0	0	0	0	0	0	0	0	-
24	Vann Brazz	00:00	0	0	0	0.0%	0	0	0.0%	0	0	0.0%	0	0	0.0%	0	0	0	0	0	0	0	0	0	0	0	0	-
28	Owen Martinson	20:00	18	7	14	50.0%	4	8	50.0%	3	6	50.0%	0	0	0.0%	1	8	9	0	1	0	0	0	1	0	18	19	-20
34	Jacob Kelly	20:00	2	1	5	20.0%	0	1	0.0%	1	4	25.0%	0	0	0.0%	1	5	6	2	1	0	5	0	1	0	9	10	-20
50	Alex Owens	20:00	6	2	11	18.2%	0	6	0.0%	2	5	40.0%	2	2	100.0%	1	6	7	2	1	1	0	0	2	0	4	6	-20
Total			44	18	64	28.1%	5	27	18.5%	13	37	35.1%	3	7	42.9%	7	32	39	11	7	2	5	0	5	0	39	44	-

NUGGETS

N°	Player	MIN	PTS	FGM	FGA	FG%	3PM	3PA	3P%	2PM	2PA	2P%	FTM	FTA	FT%	OREB	DREB	REB	AST	TOV	STL	BLK	SR	PF	PFD	PIR	EFF	+/-
0	Tyler Hethcoat	00:00	16	8	20	40.0%	0	3	0.0%	8	17	47.1%	0	2	0.0%	6	12	18	7	1	2	0	0	1	0	27	28	20
7	Matt Glidden	20:00	12	5	13	38.5%	1	4	25.0%	4	9	44.4%	1	2	50.0%	0	3	3	4	0	0	2	0	1	0	11	12	20
12	Matt Dowdell-Smith	00:00	0	0	0	0.0%	0	0	0.0%	0	0	0.0%	0	0	0.0%	0	0	0	0	0	0	0	0	0	0	0	0	-
19	John Hardies	00:00	8	3	6	50.0%	2	3	66.7%	1	3	33.3%	0	0	0.0%	3	8	11	5	1	0	2	0	0	0	22	22	20
25	Ryan Gormley	00:00	14	6	17	35.3%	1	4	25.0%	5	13	38.5%	1	2	50.0%	1	9	10	2	2	1	1	0	1	0	13	14	20
26	Thomas Guild	00:00	14	6	15	40.0%	2	9	22.2%	4	6	66.7%	0	0	0.0%	2	7	9	5	2	1	0	0	1	0	17	18	20
35	Mike Warren	00:00	0	0	0	0.0%	0	0	0.0%	0	0	0.0%	0	0	0.0%	0	0	0	0	0	0	0	0	0	0	0	0	-
41	Dakota Smith	00:00	0	0	0	0.0%	0	0	0.0%	0	0	0.0%	0	0	0.0%	0	0	0	0	0	0	0	0	0	0	0	0	-
Total			64	28	71	39.4%	6	23	26.1%	22	48	45.8%	2	6	33.3%	12	39	51	23	6	4	5	0	4	0	90	94	-

Tyler Hethcoat

16 points | 0 fast break points | 0 points in paint | 0 second chance points



	FG	T3	T2	FT
Made	8	0	8	0
Attempted	20	3	17	2
%	40.0%	0.0%	47.1%	0.0%

Minutes 00:00

+/- 20

Efficiency 28

Def. rebounds 12

Off. rebounds 6

Rebounds 18

Assists 7

Turnovers 1

Steals 2

Blocks 0

Personal fouls 1

Fouls drawn 0

Matt Glidden

12 points | 0 fast break points | 0 points in paint | 0 second chance points



	FG	T3	T2	FT
Made	5	1	4	1
Attempted	13	4	9	2
%	38.5%	25.0%	44.4%	50.0%

Minutes 20:00

+/- 20

Efficiency 12

Def. rebounds 3

Off. rebounds 0

Rebounds 3

Assists 4

Turnovers 0

Steals 0

Blocks 2

Personal fouls 1

Fouls drawn 0

Matt Dowdell-Smith

0 points | 0 fast break points | 0 points in paint | 0 second chance points



	FG	T3	T2	FT
Made	0	0	0	0
Attempted	0	0	0	0
%	0.0%	0.0%	0.0%	0.0%

Minutes 00:00

+/- -

Efficiency 0

Def. rebounds 0

Off. rebounds 0

Rebounds 0

Assists 0

Turnovers 0

Steals 0


Blocks 0

Personal fouls 0

Fouls drawn 0

John Hardies

8 points | 0 fast break points | 0 points in paint | 0 second chance points



	FG	T3	T2	FT
Made	3	2	1	0
Attempted	6	3	3	0
%	50.0%	66.7%	33.3%	0.0%

Minutes 00:00

+/- 20

Efficiency 22

Def. rebounds 8

Off. rebounds 3

Rebounds 11

Assists 5

Turnovers 1

Steals 0

Blocks 2

Personal fouls 0

Fouls drawn 0

Ryan Gormley

14 points | 0 fast break points | 0 points in paint | 0 second chance points



	FG	T3	T2	FT
Made	6	1	5	1
Attempted	17	4	13	2
%	35.3%	25.0%	38.5%	50.0%

Minutes 00:00

+/- 20

Efficiency 14

Def. rebounds 9

Off. rebounds 1

Rebounds 10

Assists 2

Turnovers 2

Steals 1

Blocks 1

Personal fouls 1

Fouls drawn 0

Thomas Guild

14 points | 0 fast break points | 0 points in paint | 0 second chance points



	FG	T3	T2	FT
Made	6	2	4	0
Attempted	15	9	6	0
%	40.0%	22.2%	66.7%	0.0%

Minutes 00:00

+/- 20

Efficiency 18

Def. rebounds 7

Off. rebounds 2

Rebounds 9

Assists 5

Turnovers 2

Steals 1

Blocks 0

Personal fouls 1

Fouls drawn 0

Mike Warren

0 points | 0 fast break points | 0 points in paint | 0 second chance points



	FG	T3	T2	FT
Made	0	0	0	0
Attempted	0	0	0	0
%	0.0%	0.0%	0.0%	0.0%

Minutes 00:00

+/- -

Efficiency 0

Def. rebounds 0

Off. rebounds 0

Rebounds 0

Assists 0

Turnovers 0

Steals 0


Blocks 0

Personal fouls 0

Fouls drawn 0

Dakota Smith

0 points | 0 fast break points | 0 points in paint | 0 second chance points



	FG	T3	T2	FT
Made	0	0	0	0
Attempted	0	0	0	0
%	0.0%	0.0%	0.0%	0.0%

Minutes 00:00

+/- -

Efficiency 0

Def. rebounds 0

Off. rebounds 0

Rebounds 0

Assists 0

Turnovers 0

Steals 0

Blocks 0

Personal fouls 0

Fouls drawn 0

Legend

PF-PA	Points in favour - Points against
FGM	Field Goals Made
FGA	Field Goals Attempted
FG%	Field Goal Percentage -> $(FGM / FGA) * 100$
3PM	3 Point Field Goals Made
3PA	3 Point Field Goals Attempted
3P%	3 Point Field Goals Percentage -> $(3PM / 3PA) * 100$
2PM	2 Point Field Goals Made
2PA	2 Point Field Goals Attempted
2P%	2 Point Field Goals Percentage -> $(2PM / 2PA) * 100$
FTM	Free Throws Made
FTA	Free Throws Attempted
FT%	Free Throws Percentage -> $(FTM / FTA) * 100$
OREB	Offensive Rebounds
DREB	Defensive Rebounds
REB	Rebounds
AST	Assists
TOV	Turnovers
STL	Steals
BLK	Blocks
SR	Shots rejected
PF	Personal Fouls
PFD	Personal Fouls Drawn
PIR	Performance Index Rating -> $((PTS + REB + AST + STL + BLK + PFD) - ((FGA - FGM) + (FTA - FTM) + TO + PF))$
EFF	Efficiency -> $((PTS + REB + AST + STL + BLK) - ((FGA - FGM) + (FTA - FTM) + TO))$
+/-	Plus Minus